

# New Smyrna Beach Demographic Profile



**City Area:** 41 square miles  
**City Hall:** 210 Sams Avenue  
 New Smyrna Beach, FL 32168  
 386-410-2600 | [www.cityofnsb.com](http://www.cityofnsb.com)



Photo credit: City of New Smyrna Beach

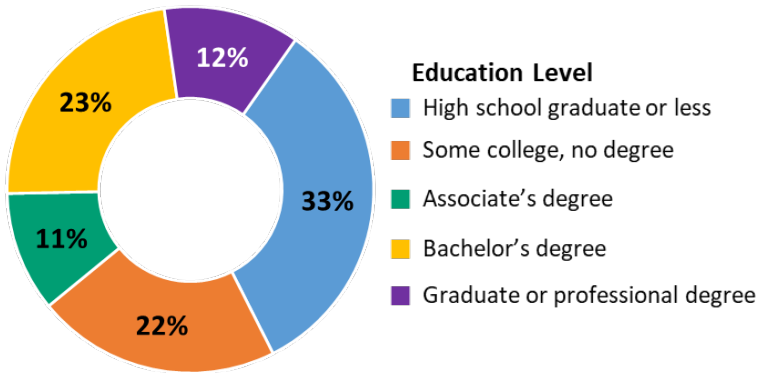
NEW SMYRNA BEACH	2020 Census	2023 Estimate	13 Year Comparison	2028 Projected
Population	30,142	32,400	30.8%	32,557
Households	14,796	15,957	32.5%	16,193
Families	7,653	9,148	30.8%	9,273
Average Household Size	2.01	1.99	-2.5%	1.97
Owner Occupied Housing Units	11,111	12,649	43.2%	13,003
Renter Occupied Housing Units	3,685	3,308	3.1%	3,190
Median Age	58.3	56.2	4.7%	57.4

**Per Capita Income:**  
\$47,881

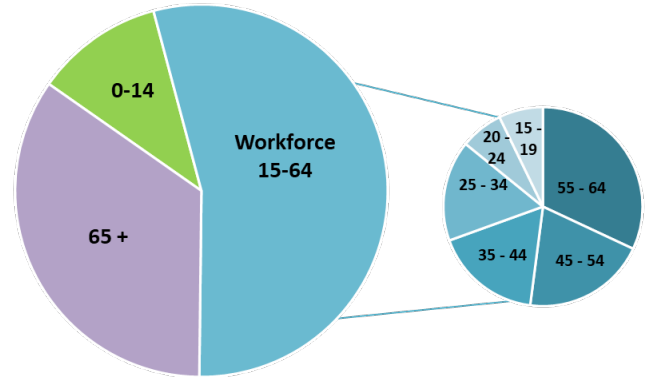
**Average Household Income:** \$97,084

**Average Home Value:** \$450,887

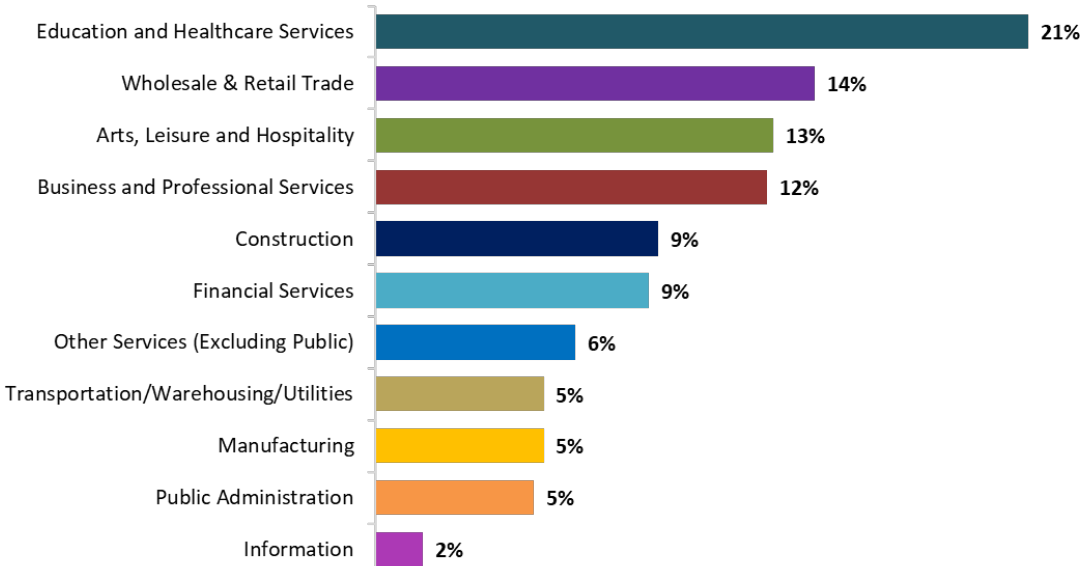
## Education Attainment *(Population 25 years and over)*



## Population by Age



## Civilian Labor Force by Industry



Age Range	Percent of Population
0-14	11%
15-19	4%
20 - 24	4%
25 - 34	9%
35 - 44	10%
45 - 54	11%
55 - 64	17%
65 +	35%