

South Daytona Demographic Profile



City Area: 5 square miles
City Hall: 1672 Ridgewood Ave.
 South Daytona, FL 32129
 386-322-3000 | www.southdaytona.org



Photo credit: City of South Daytona

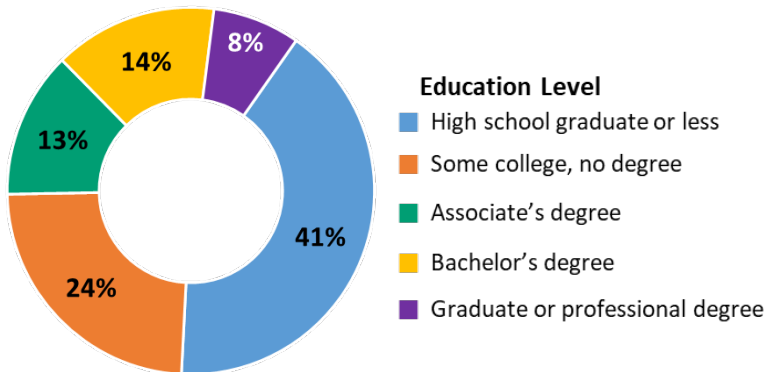
SOUTH DAYTONA	2010 Census	2023 Estimate	13 Year Comparison	2028 Projected
Population	12,268	13,365	8.9%	13,176
Households	5,539	6,155	11.1%	6,135
Families	3,152	3,443	9.2%	3,403
Average Household Size	2.20	2.16	-1.8%	2.14
Owner Occupied Housing Units	3,494	3,785	8.3%	3,832
Renter Occupied Housing Units	2,044	2,370	15.9%	2,303
Median Age	43.9	45.2	3.0%	45.7

Per Capita Income:
\$29,545

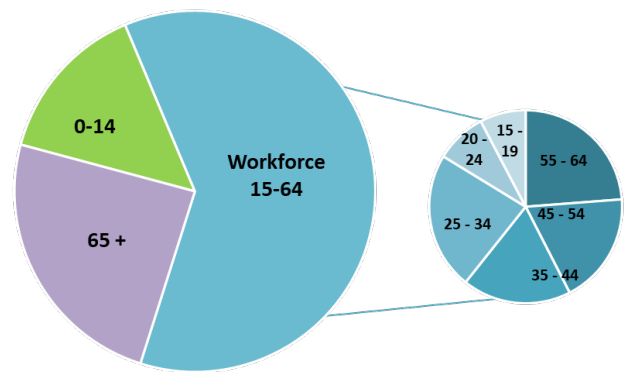
Average Household Income: \$64,141

Average Home Value: \$279,177

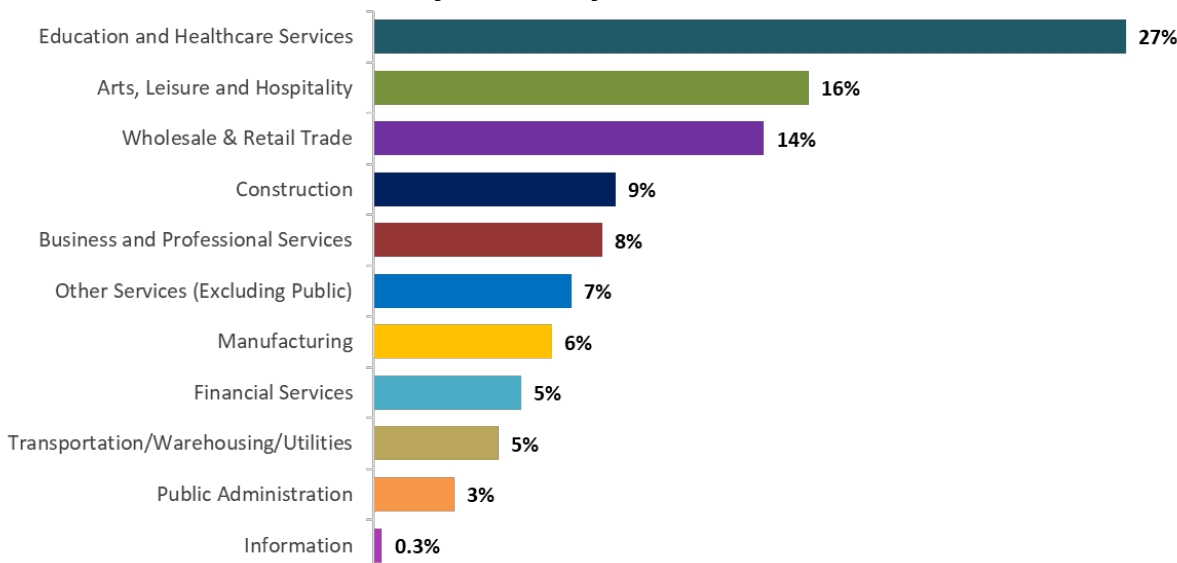
Education Attainment *(Population 25 years and over)*



Population by Age



Civilian Labor Force by Industry



Age Range	Percent of Population
0-14	15%
15-19	5%
20 - 24	5%
25 - 34	14%
35 - 44	11%
45 - 54	11%
55 - 64	14%
65 +	25%

Visuals created by: Volusia County Economic Development. Sources: US Census, Census 2010 Summary File 1. Esri forecasts for 2023 and 2028, U.S. Census American Community Survey Education Attainment 5-year estimate 2021, Zillow Home Value Index (ZHVI) – Single Family Home Typical Home Value 12-month Average