

# Demographic Profile: Daytona Beach



Per Capita Income: **\$24,347**



Average Household Income: **\$54,300**

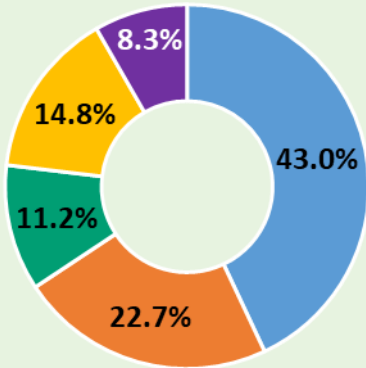


Average Home Value: **\$191,518**

**City Area:** 69.0 square miles  
**City Hall:** 301 S. Ridgewood Avenue  
 Daytona Beach, FL 32114  
 386-671-8120  
[www.codb.us](http://www.codb.us)

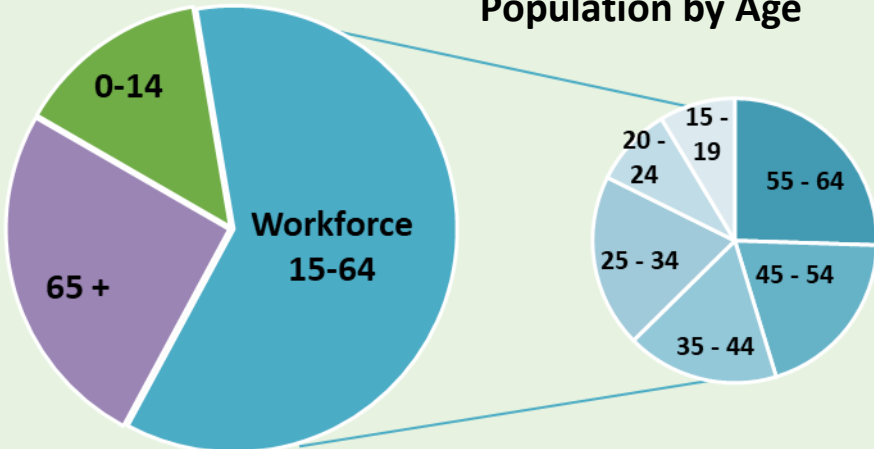
DAYTONA BEACH	2010 Census	2020 Estimate	10 Year Comparison
<b>Population</b>	61,630	71,813	14.2%
<b>Households</b>	27,577	31,504	12.5%
<b>Families</b>	12,783	14,694	13.0%
<b>Average Household Size</b>	2.05	2.10	2.4%
<b>Owner Occupied Housing Units</b>	12,623	13,165	4.1%
<b>Renter Occupied Housing Units</b>	14,954	18,339	18.5%
<b>Median Age</b>	39.6	41.4	4.3%

**Education Attainment**  
 (Population 25 years and over)



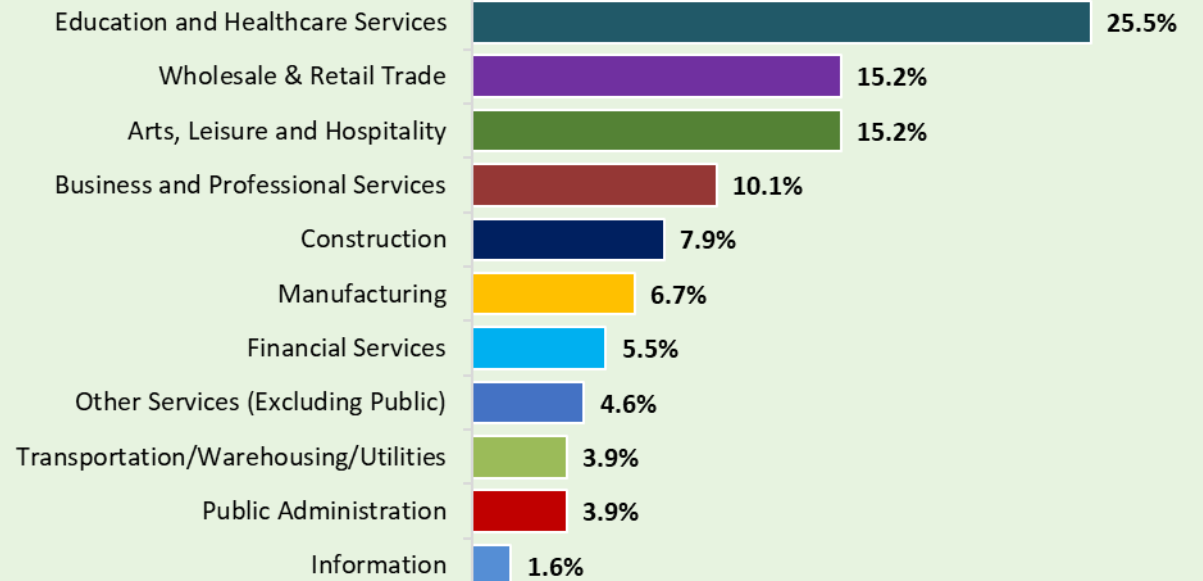
- Education Level**
- High school graduate or less
  - Some college, no degree
  - Associate's degree
  - Bachelor's degree
  - Graduate or professional degree

**Population by Age**



Age Range	Percent of Population
0-14	13%
15-19	7%
20-24	9%
25-34	14%
35-44	10%
45-54	11%
55-64	14%
65+	22%

**Daytona Beach Labor Force by Industry**



Sources: US Census, Census 2010 Summary File 1. Esri forecasts for 2020 and 2025, U.S. Census American Community Survey 5-year estimate 2019, Zillow Home Value Index (ZHVI)