

Demographic Profile: Ormond Beach



Per Capita Income: \$39,226



Average Household Income: \$87,741

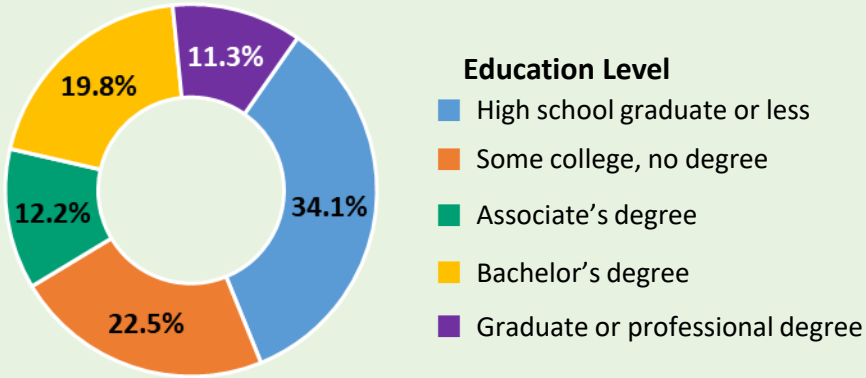


Average Home Value: \$276,668

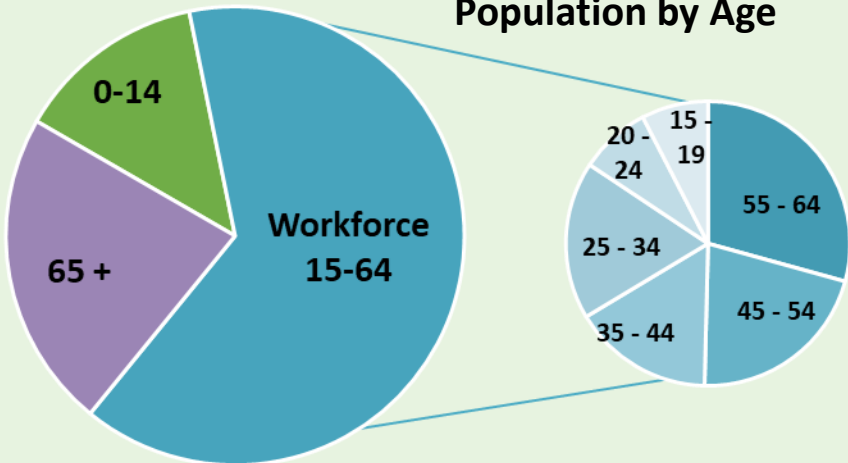
City Area: 36.8 square miles
City Hall: 22 S. Beach Street
 Ormond Beach, FL 32174
 386-676-3266
www.ormondbeach.org

| ORMOND BEACH | 2010 Census | 2020 Estimate | 10 Year Comparison |
|--------------------------------------|-------------|---------------|--------------------|
| Population | 39,356 | 43,241 | 9.0% |
| Households | 17,701 | 19,368 | 8.6% |
| Families | 11,062 | 11,946 | 7.4% |
| Average Household Size | 2.20 | 2.21 | 0.5% |
| Owner Occupied Housing Units | 13,626 | 14,081 | 3.2% |
| Renter Occupied Housing Units | 4,075 | 5,287 | 22.9% |
| Median Age | 50.3 | 53.4 | 5.8% |

Education Attainment
 (Population 25 years and over)

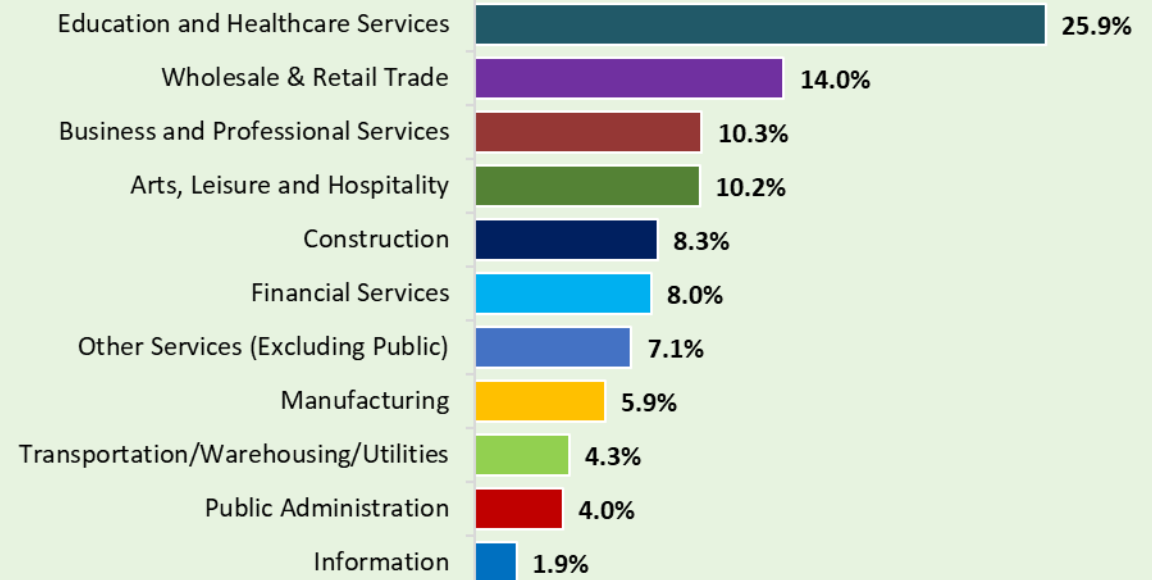


Population by Age



| Age Range | Percent of Population |
|-----------|-----------------------|
| 0-14 | 12% |
| 15-19 | 4% |
| 20-24 | 5% |
| 25-34 | 10% |
| 35-44 | 9% |
| 45-54 | 12% |
| 55-64 | 17% |
| 65+ | 31% |

Ormond Beach Labor Force by Industry



Sources: US Census, Census 2010 Summary File 1. Esri forecasts for 2020 and 2025, U.S. Census American Community Survey 5-year estimate 2019, Zillow Home Value Index (ZHVI)