

Demographic Profile: South Daytona



Per Capita Income: **\$26,784**



Average Household Income: **\$59,026**

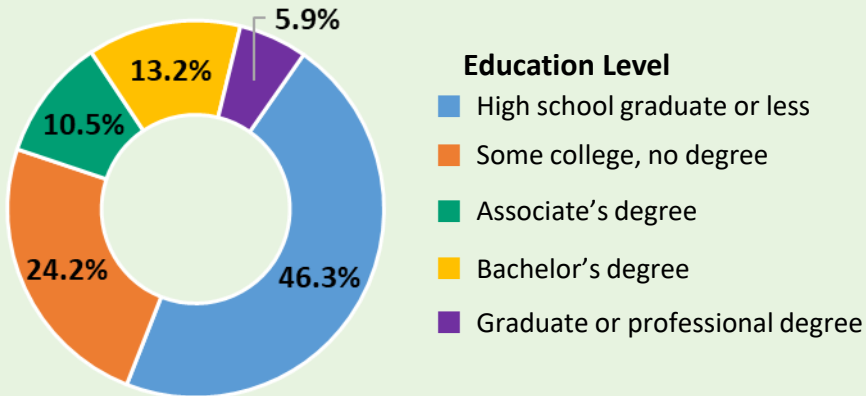


Average Home Value: **\$198,483**

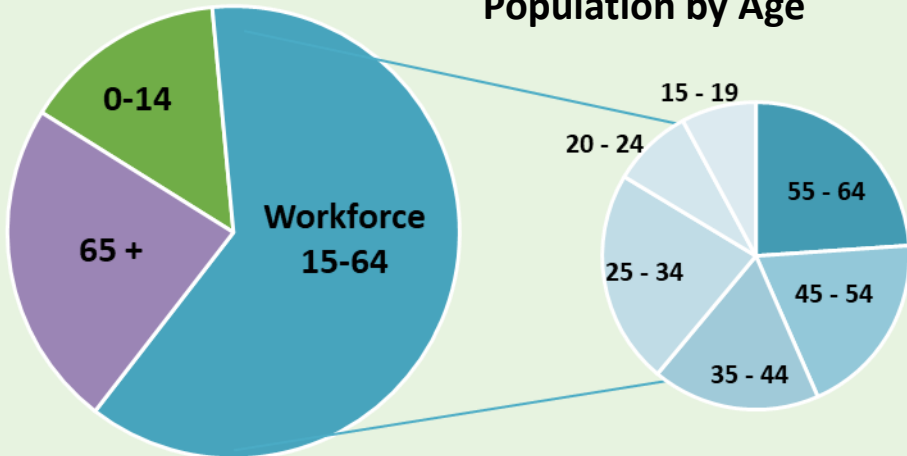
City Area: 5.0 square miles
City Hall: 1672 S. Ridgewood Avenue
 South Daytona, FL 32129
 386-322-3010
www.southdaytona.org

SOUTH DAYTONA	2010 Census	2020 Estimate	10 Year Comparison
Population	12,322	13,816	10.8%
Households	5,560	6,208	10.4%
Families	3,208	3,468	7.5%
Average Household Size	2.21	2.22	0.5%
Owner Occupied Housing Units	3,537	3,539	0.1%
Renter Occupied Housing Units	2,023	2,668	24.2%
Median Age	43.7	45.3	3.5%

Education Attainment (Population 25 years and over)

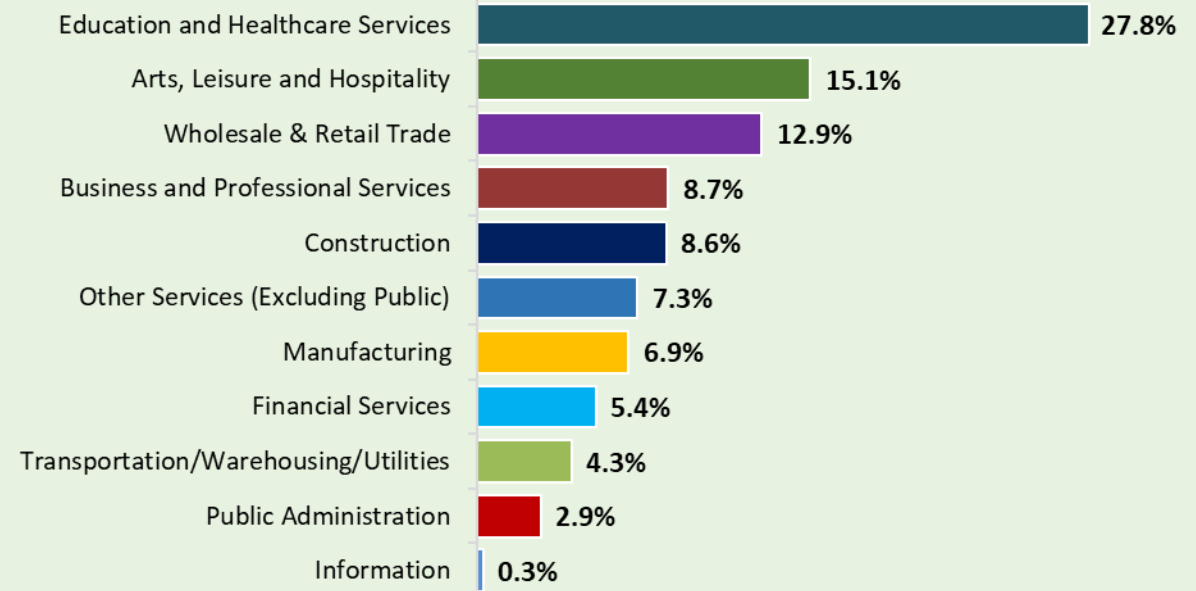


Population by Age



Age Range	Percent of Population
0-14	15%
15-19	5%
20-24	5%
25-34	14%
35-44	11%
45-54	12%
55-64	15%
65+	23%

South Daytona Labor Force by Industry



Sources: US Census, Census 2010 Summary File 1. Esri forecasts for 2020 and 2025, U.S. Census American Community Survey 5-year estimate 2019, Zillow Home Value Index (ZHVI)