

# Demographic Profile: Edgewater



Per Capita Income:  
**\$28,569**



Average Household Income:  
**\$67,504**

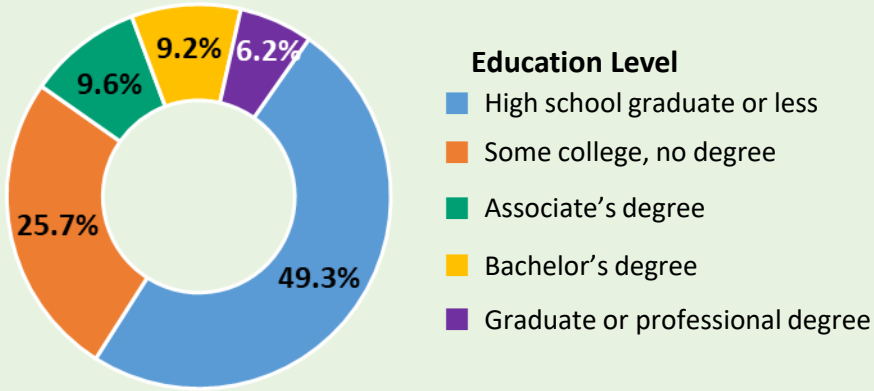


Average Home Value:  
**\$207,354**

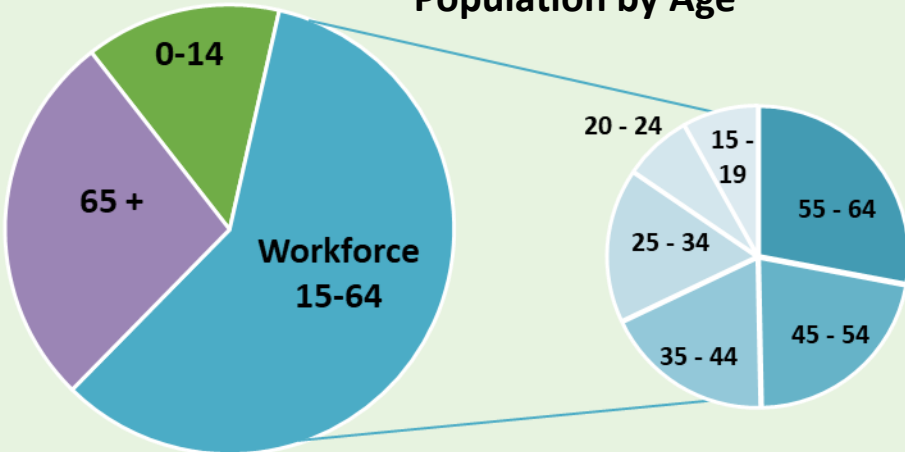
**City Area:** 24.7 square miles  
**City Hall:** 104 N. Riverside Drive  
Edgewater, FL 32132  
386-424-2400  
[www.cityofedgewater.org](http://www.cityofedgewater.org)

EDGEWATER	2010 Census	2020 Estimate	10 Year Comparison
<b>Population</b>	21,539	23,126	6.9%
<b>Households</b>	9,205	9,828	6.3%
<b>Families</b>	6,126	6,472	5.3%
<b>Average Household Size</b>	2.34	2.35	0.4%
<b>Owner Occupied Housing Units</b>	7,412	7,387	-0.3%
<b>Renter Occupied Housing Units</b>	1,793	2,441	26.5%
<b>Median Age</b>	47.4	49.8	4.8%

**Education Attainment**  
(Population 25 years and over)

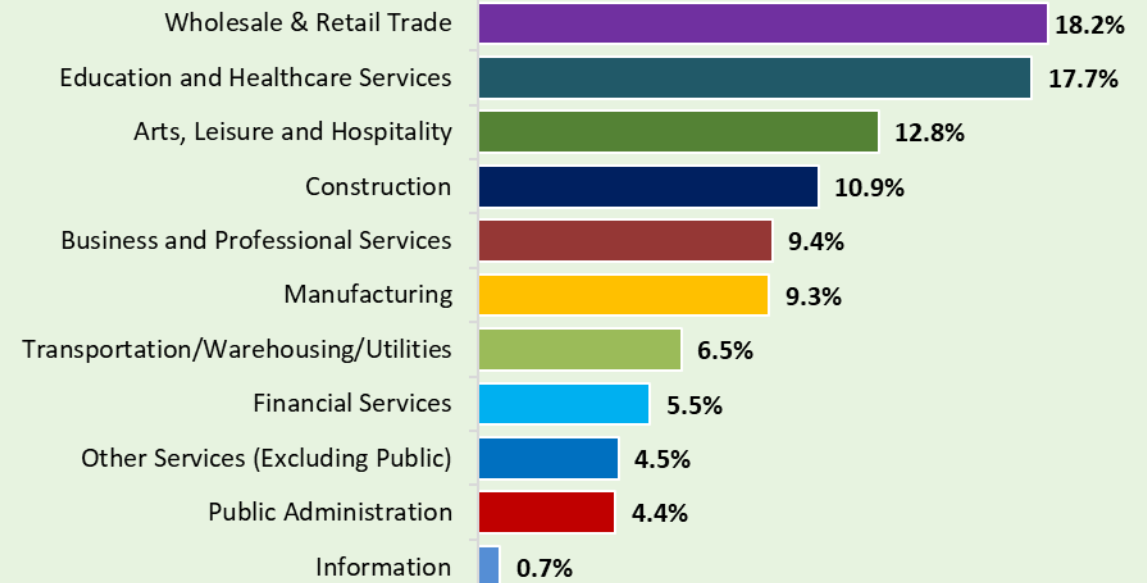


**Population by Age**



Age Range	Percent of Population
0-14	14%
15-19	5%
20-24	4%
25-34	11%
35-44	11%
45-54	12%
55-64	16%
65+	27%

**Edgewater Labor Force by Industry**



Sources: US Census, Census 2010 Summary File 1. Esri forecasts for 2020 and 2025, U.S. Census American Community Survey 5-year estimate 2019, Zillow Home Value Index (ZHVI)