

# Demographic Profile: New Smyrna Beach



Per Capita Income: \$40,835



Average Household Income: \$86,709

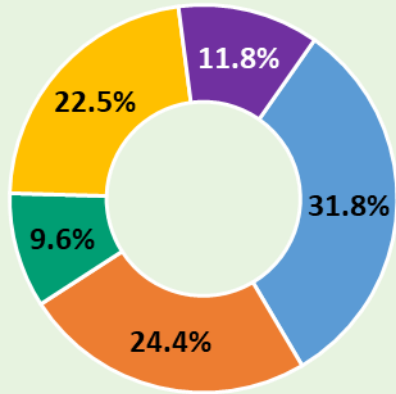


Average Home Value: \$318,724

**City Area:** 41.0 square miles  
**City Hall:** 210 Sams Avenue  
 New Smyrna Beach, FL 32168  
 386-424-2108  
[www.cityofnsb.com](http://www.cityofnsb.com)

NEW SMYRNA BEACH	2010 Census	2020 Estimate	10 Year Comparison
<b>Population</b>	23,490	29,087	19.2%
<b>Households</b>	11,528	13,886	17.0%
<b>Families</b>	6,631	8,062	17.7%
<b>Average Household Size</b>	2.02	2.08	2.9%
<b>Owner Occupied Housing Units</b>	8,351	9,863	15.3%
<b>Renter Occupied Housing Units</b>	3,177	4,023	21.0%
<b>Median Age</b>	54.5	56.4	3.4%

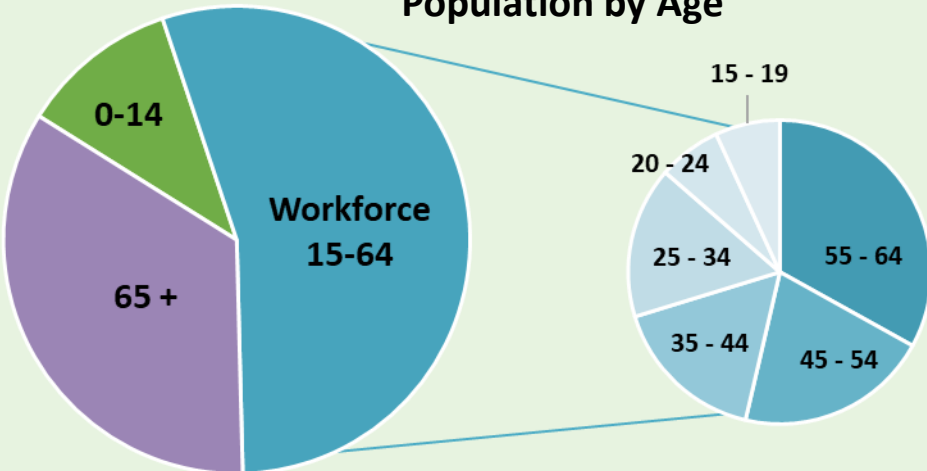
## Education Attainment (Population 25 years and over)



### Education Level

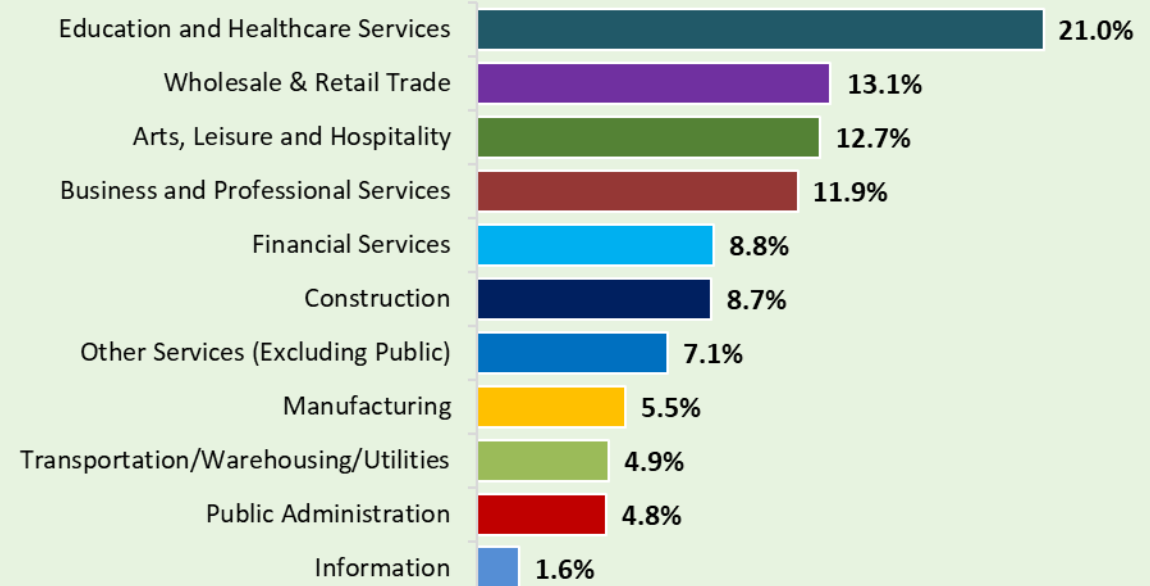
- High school graduate or less
- Some college, no degree
- Associate's degree
- Bachelor's degree
- Graduate or professional degree

## Population by Age



Age Range	Percent of Population
0-14	11%
15-19	4%
20-24	4%
25-34	9%
35-44	9%
45-54	11%
55-64	18%
65+	34%

## New Smyrna Beach Labor Force by Industry



Sources: US Census, Census 2010 Summary File 1. Esri forecasts for 2020 and 2025, U.S. Census American Community Survey 5-year estimate 2019, Zillow Home Value Index (ZHVI)