



5 year review

updated June 2009

Volusia County, Florida

Migration statistics



Volusia County Department of Economic Development
700 Catalina Drive, Suite 200, Daytona Beach, Florida 32114

What is the Migration Report and why do we study the data?

Volusia County's population is greatly influenced by the annual migration of both individuals that move to our community from all over the country and by many of our neighbors who decide to relocate elsewhere.

The Volusia County Department of Economic Development studies migration trends to better understand the current and future impacts that a growing population can have on a community. We use this data to learn:

- where new residents are coming from and where they are moving;
- what the demand will be for new residential housing;
- what the impact will be on construction permits and long term construction related investment and employment;
- what the impact will be on the growth of the resident workforce;
- what the impacts will be on new school enrollment;
- what the exchange of income values are between those moving to the community as compared to those moving away;
- where new residents are expected to live and the potential impact they will have on the community's infrastructure; and
- what migration trends may lend themselves to supporting larger marketing efforts for economic development or air line passenger services.

Migration data is collected by the Department annually from the U.S. Department of Revenue, Internal Revenue Service and is compared to previous data in order to study various trends and expectations. The data contained in this report is based upon the **latest information available** from the IRS and is presented as a historical profile of migration trends since 2002.

A handwritten signature in black ink, appearing to read "Phil Ehlinger".

Phil Ehlinger, interim director

table of contents

Section one –		
<i>Summary of migration trends in Volusia County, Florida</i>		4
Charts:		
<i>In-migration</i> to Volusia County, Florida 2002-2006		5
<i>Out-migration</i> from Volusia County, Florida 2002-2006		6
<i>Net-migration</i> to Volusia County, Florida 2002-2006		7
Section two –		
<i>In-migration to Volusia County, Florida</i>		8
Maps:		
<i>In-migration</i> by state, 2002–2006		9
<i>In-migration</i> within Florida, by county, 2002–2006		10
Charts:		
new residents from other states, 2002–2006		11-12
new residents from other Florida counties, 2002-2006		13-14
new residents by all sources of origin: 2002		15-17
new residents by all sources of origin: 2003		18-20
new residents by all sources of origin: 2004		21-24
new residents by all sources of origin: 2005		25-28
new residents by all sources of origin: 2006		29-31
Section three –		
<i>Out-migration from Volusia County, Florida</i>		32
Maps:		
<i>Out-migration</i> by state, 2002–2006		33
<i>Out-migration</i> within Florida, by county, 2002–2006		34
Charts:		
residents moving to new location by state, 2002-2006		35-36
residents moving within Florida, by county, 2002–2006		37-38
residents moving to new geographic location: 2002		39-40
residents moving to new geographic location: 2003		41-42
residents moving to new geographic location: 2004		43-45
residents moving to new geographic location: 2005		46-48
residents moving to new geographic location: 2006		49-51

Source: U.S. Internal Revenue Service, Unpublished Data

Section one –
Summary of migration trends
in Volusia County, Florida

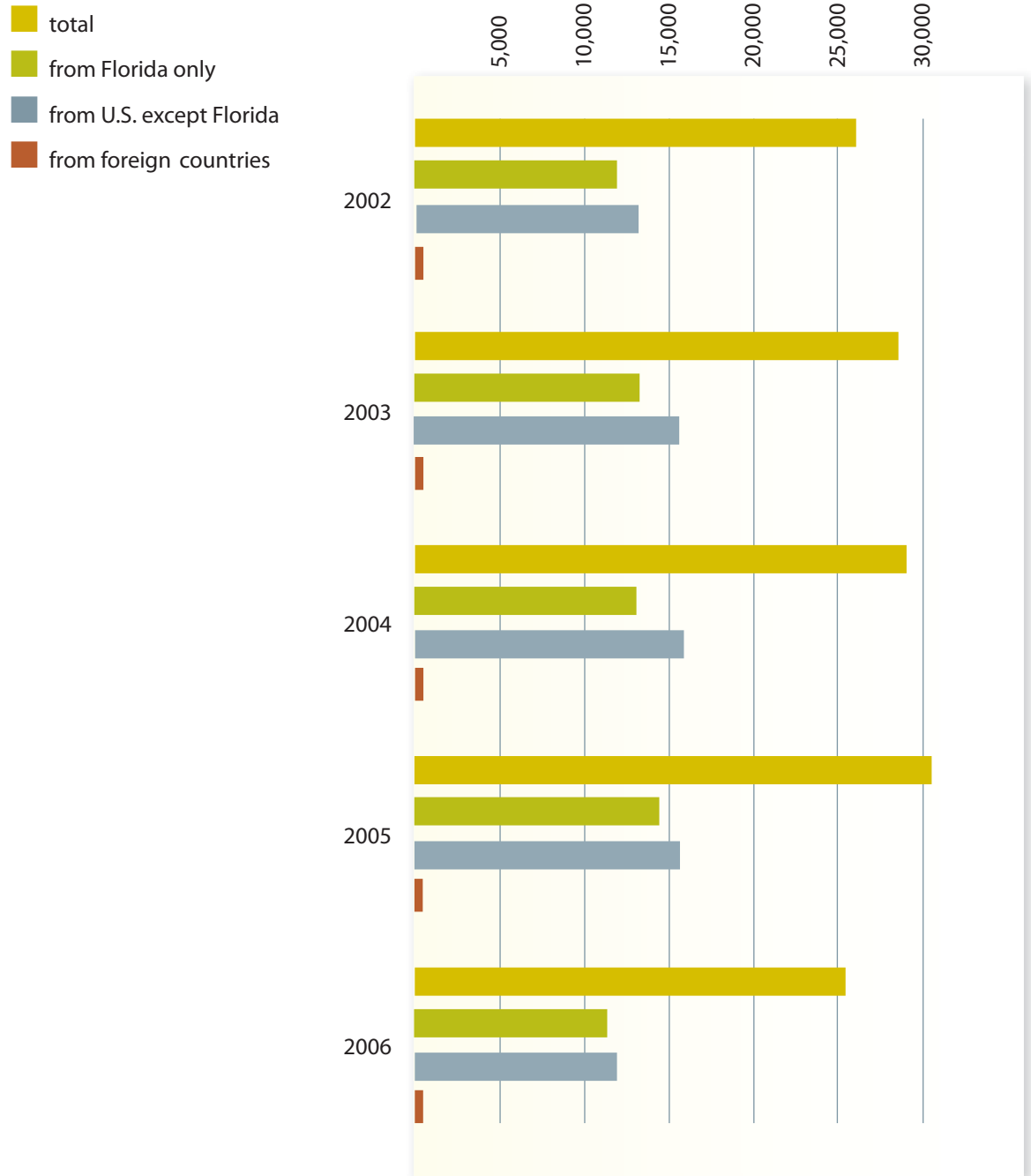
updated June 2009



Section one –

Summary of migration trends in Volusia County, Florida

In-migration into Volusia County, Florida 2002-2006
number of new residents



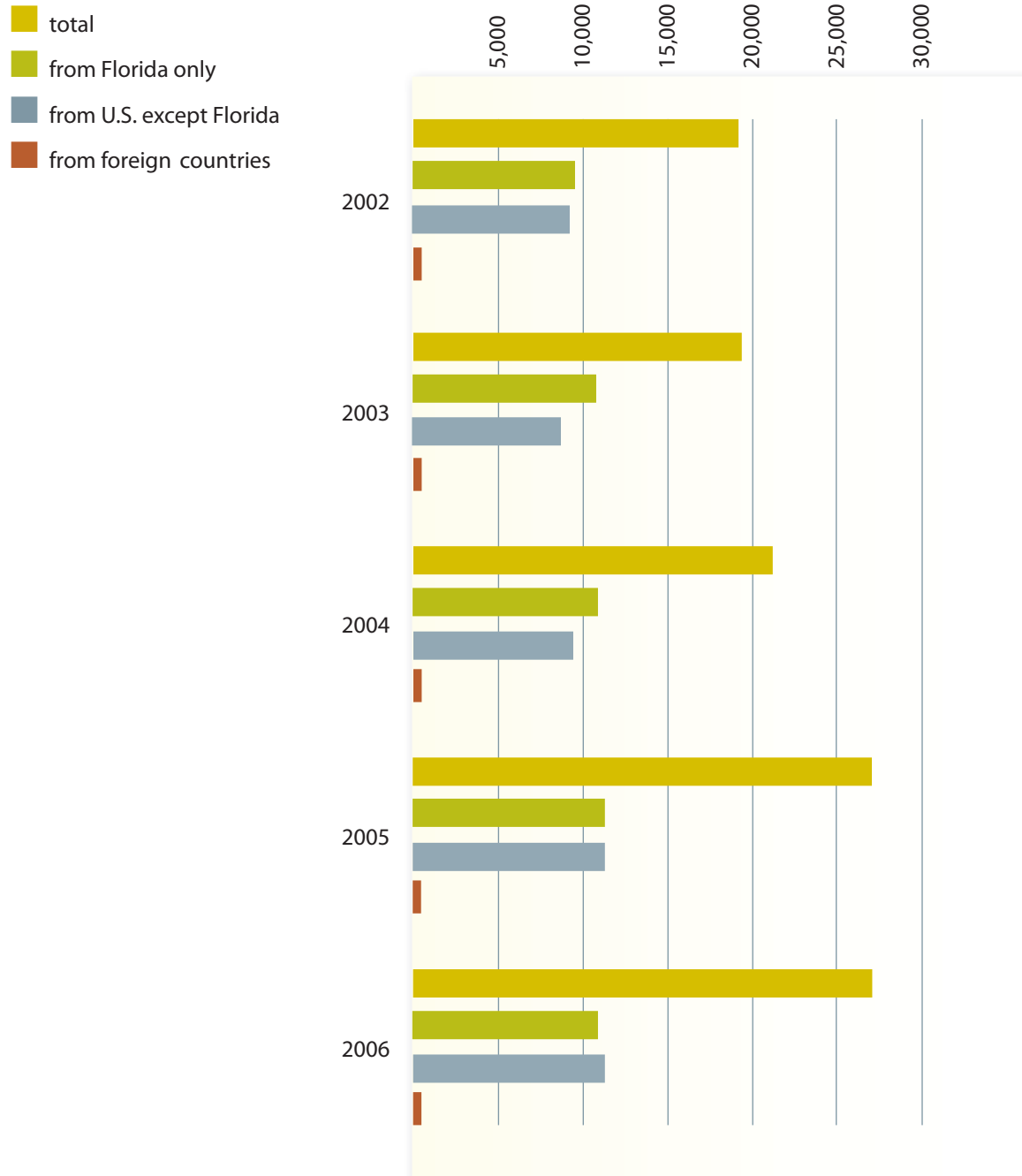
	2002	2003	2004	2005	2006
total	26,158	28,707	28,814	30,032	25,724
Florida only	12,334	12,916	12,839	14,500	13,209
U.S., except Florida	13,517	15,449	15,639	15,127	12,143
foreign	307	342	336	405	372

Source: U.S. Internal Revenue Service, Unpublished Data.

Section one –

Summary of migration trends in Volusia County, Florida

Out-migration from Volusia County, Florida 2002-2006
number of departing residents



	2002	2003	2004	2005	2006
Total	18,984	19,035	20,349	22,774	22,310
Florida Only	9,869	10,114	10,372	11,221	10,744
U.S., except Florida	8,910	8,704	9,760	11,383	11,384
Foreign	205	217	217	170	182

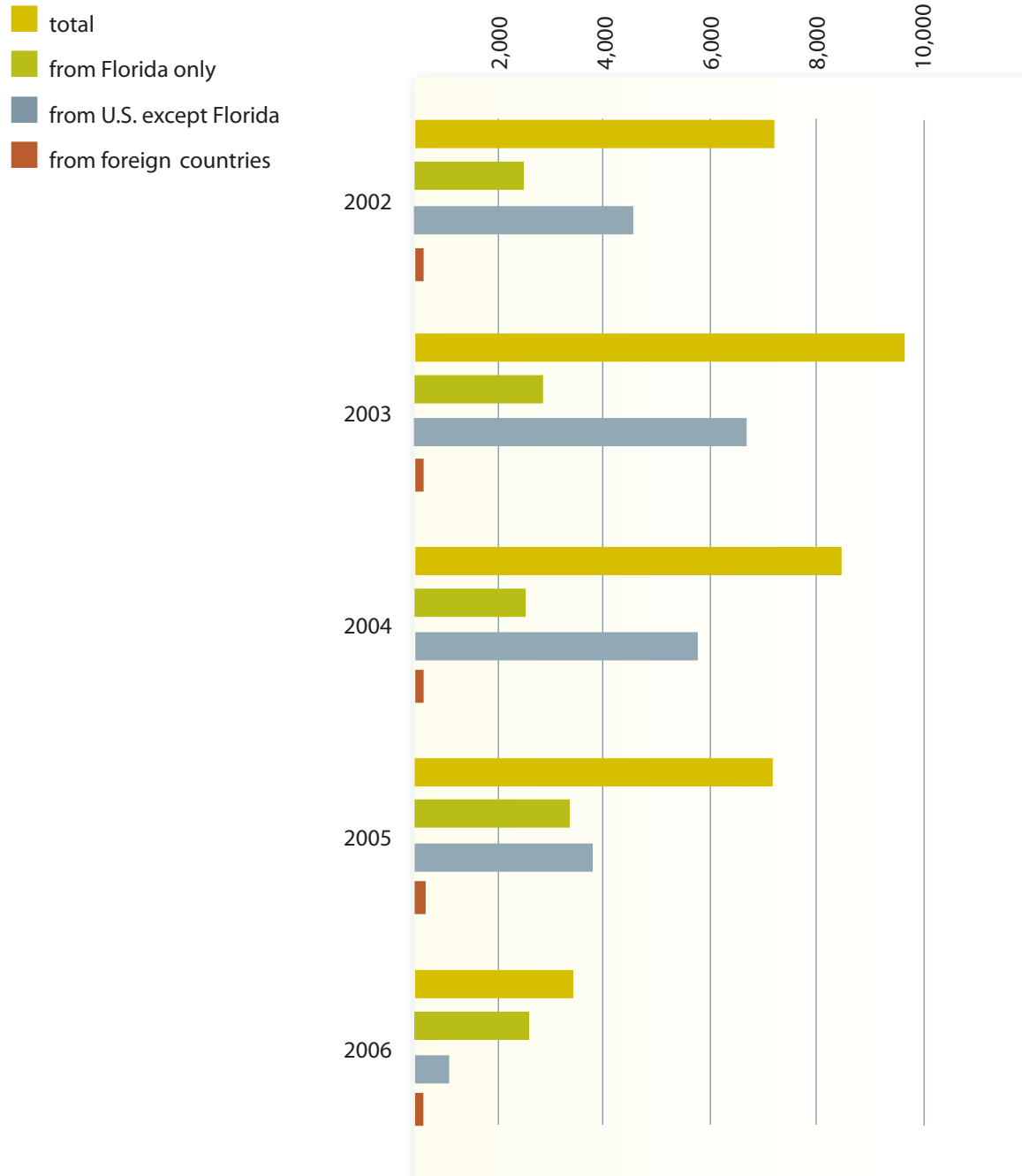
Source: U.S. Internal Revenue Service, Unpublished Data.

Section one –

Summary of migration trends in Volusia County, Florida

Net-migration into Volusia County, Florida 2002-2006

net number of new residents



	2002	2003	2004	2005	2006
Total	7,174	9,672	8,465	7,258	3,414
Florida Only	2,465	2,802	2,467	3,279	2,465
U.S., except Florida	4,607	6,745	5,879	3,744	759
Foreign	102	125	119	235	190

Source: U.S. Internal Revenue Service, Unpublished Data.

Section two–
Summary of *IN-MIGRATION* to
Volusia County, Florida

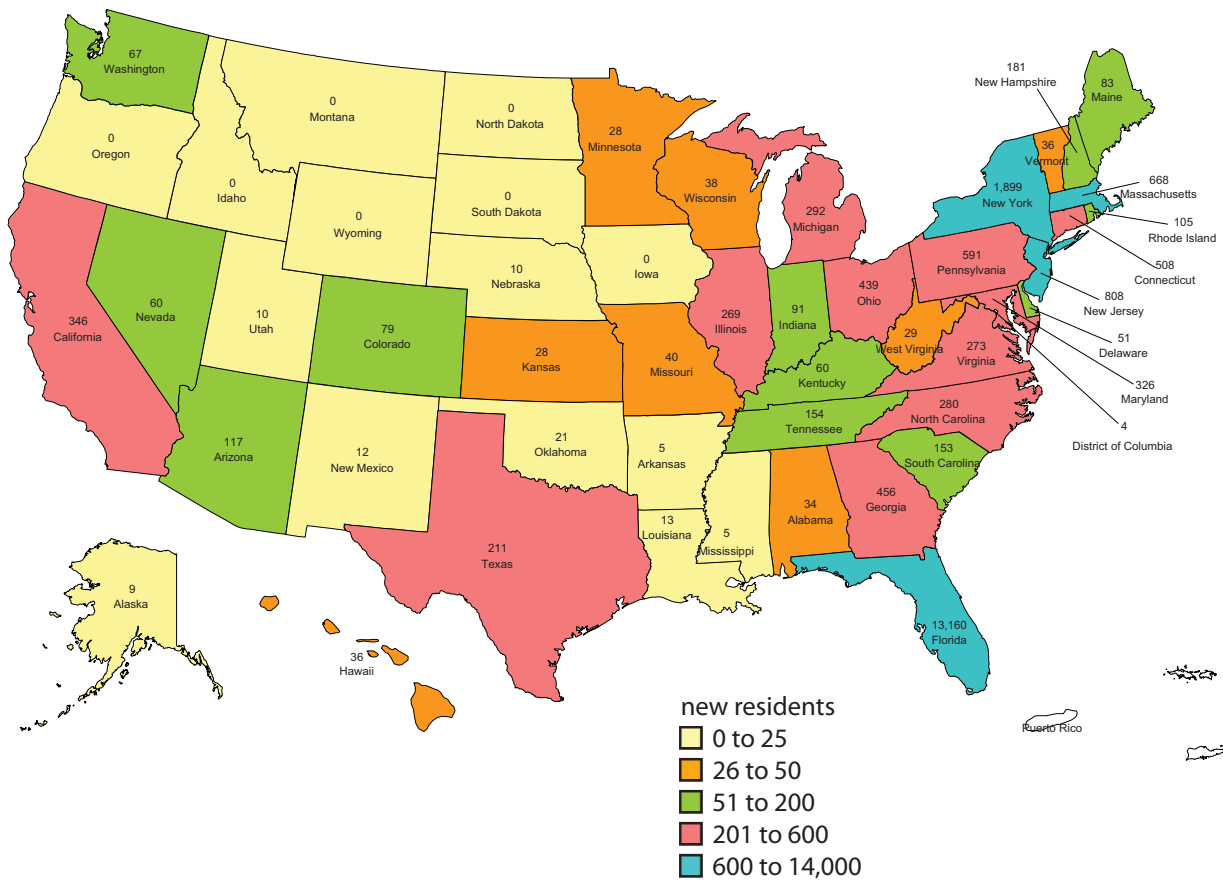
updated June 2009



Section two –

IN-MIGRATION to Volusia County, Florida

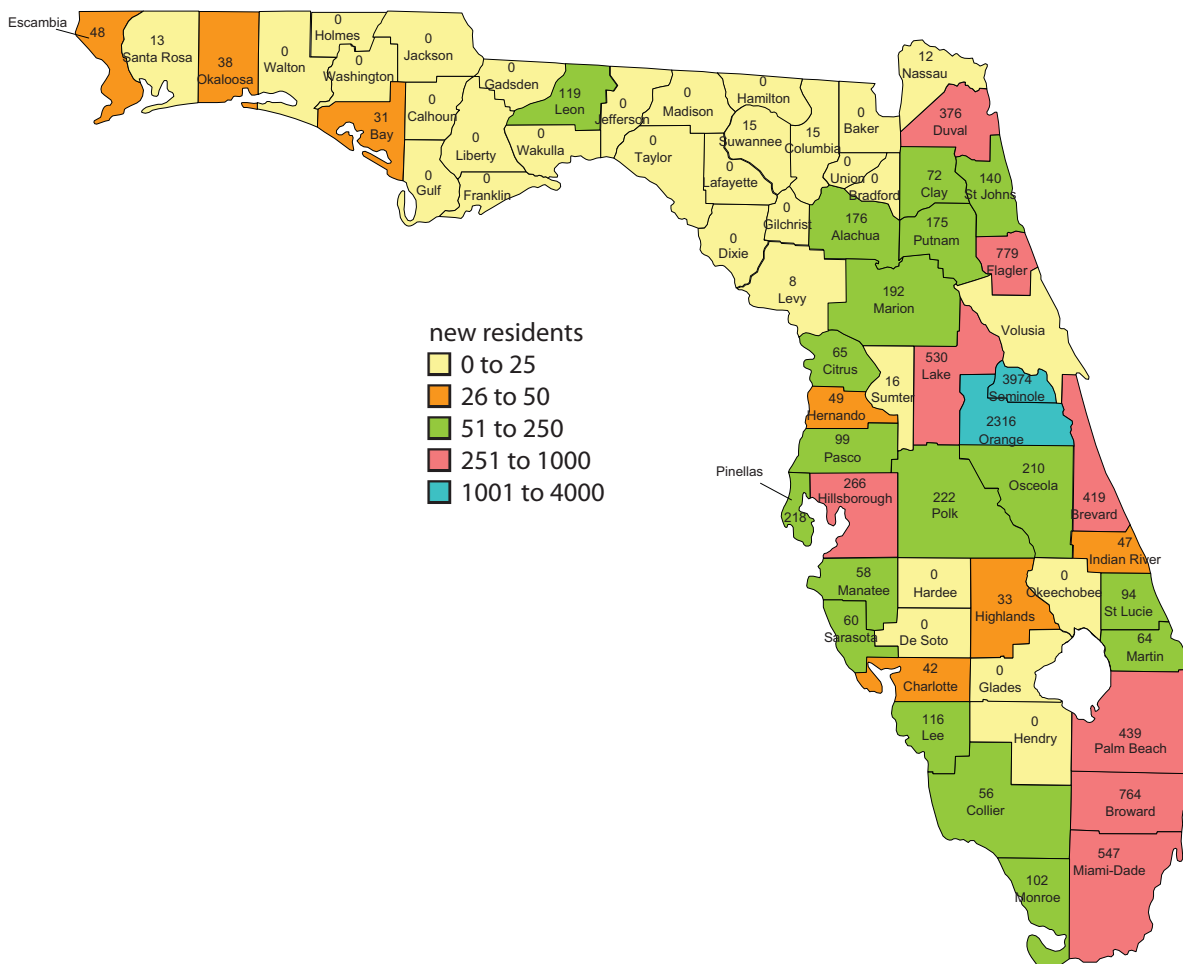
Average annual in-migration to
Volusia County, Florida 2002-2006



Section two –

IN-MIGRATION to Volusia County, Florida

Average in-migration to
Volusia County, Florida 2002-2006
from other Florida Counties



Section two –

IN-MIGRATION to Volusia County, Florida– by state

Number of people moving to Volusia County, Florida 2002-2006

	2002	2003	2004	2005	2006	average '02-'06
Alabama	52	48	19	50	0	34
Alaska	0	24	0	19	0	9
Arizona	127	120	128	104	106	117
Arkansas	0	0	24	0	0	5
California	348	367	389	353	273	346
Colorado	61	105	109	86	34	79
Connecticut	470	516	582	587	384	508
Delaware	52	44	34	79	46	51
District of Columbia	0	0	0	0	21	4
Florida	12,334	12,916	12,839	14,500	13,209	13,160
Georgia	462	473	533	490	324	456
Hawaii	38	0	36	56	52	36
Idaho	0	0	0	0	0	0
Illinois	268	294	368	279	135	269
Indiana	90	117	111	90	49	91
Iowa	0	0	0	0	0	0
Kansas	24	22	15	46	32	28
Kentucky	41	84	69	72	34	60
Louisiana	0	0	0	63	0	13
Maine	59	95	101	84	74	83
Maryland	297	393	317	362	260	326
Massachusetts	583	751	842	711	454	668
Michigan	270	309	264	352	266	292
Minnesota	34	23	50	31	0	28
Mississippi	0	0	0	25	0	5
Missouri	27	32	81	43	18	40
Montana	0	0	0	0	0	0
Nebraska	32	16	0	0	0	10
Nevada	49	85	90	0	78	60
New Hampshire	136	242	222	194	109	181
New Jersey	701	908	829	912	692	808
New Mexico	18	19	0	22	0	12
New York	1,578	1,914	2,223	2,167	1,612	1,899
North Carolina	311	332	302	261	193	280
North Dakota	0	0	0	0	0	0

Section two –

IN-MIGRATION to Volusia County, Florida–by state

Number of people moving to Volusia County, Florida 2002-2006

	2002	2003	2004	2005	2006	average '02-'06
Ohio	334	489	446	537	390	439
Oklahoma	23	38	24	0	20	21
Oregon	0	0	0	0	0	0
Pennsylvania	544	682	624	581	525	591
Rhode Island	110	120	140	99	57	105
South Carolina	167	164	142	157	136	153
South Dakota	0	0	0	0	0	0
Tennessee	159	187	184	118	121	154
Texas	228	181	224	228	195	211
Utah	14	0	38	0	0	10
Vermont	23	45	21	75	18	36
Virginia	250	266	314	271	264	273
Washington	79	59	50	109	39	67
West Virginia	21	31	35	41	15	29
Wisconsin	19	64	37	50	18	38
Wyoming	0	0	0	0	0	0
Other Flows	5,725	6,132	5,958	5,728	5,471	5,803
Total	26,158	28,707	28,814	30,032	25,724	27,887

Section two –

IN-MIGRATION to Volusia County, Florida—from other counties in Florida

Number of people moving to Volusia County, Florida 2002-2006

	2002	2003	2004	2005	2006	average '02-'06
Alachua	168	171	205	144	194	176
Baker	0	0	0	0	0	0
Bay	34	26	27	40	26	31
Bradford	0	0	0	0	0	0
Brevard	384	396	449	458	408	419
Broward	626	730	770	912	784	764
Calhoun	0	0	0	0	0	0
Charlotte	43	64	44	23	34	42
Citrus	74	70	76	48	56	65
Clay	93	71	94	58	43	72
Collier	46	65	64	56	51	56
Columbia	25	0	36	16	0	15
De Soto	0	0	0	0	0	0
Dixie	0	0	0	0	0	0
Duval	370	361	376	409	366	376
Escambia	49	49	52	42	48	48
Flagler	797	800	775	809	715	779
Franklin	0	0	0	0	0	0
Gadsden	0	0	0	0	0	0
Gilchrist	0	0	0	0	0	0
Glades	0	0	0	0	0	0
Gulf	0	0	0	0	0	0
Hamilton	0	0	0	0	0	0
Hardee	0	0	0	0	0	0
Hendry	0	0	0	0	0	0
Hernando	61	73	52	29	32	49
Highlands	39	24	32	31	41	33
Hillsborough	259	261	260	292	256	266
Holmes	0	0	0	0	0	0
Indian River	36	44	62	55	39	47
Jackson	0	0	0	0	0	0
Jefferson	0	0	0	0	0	0
Lafayette	0	0	0	0	0	0
Lake	551	519	485	500	595	530
Lee	111	85	122	134	128	116

Section two –

IN-MIGRATION to Volusia County, Florida—from other counties in Florida

Number of people moving to Volusia County, Florida 2002-2006

	2002	2003	2004	2005	2006	average '02-'06
Leon	136	109	106	148	94	119
Levy	18	0	20	0	0	8
Liberty	0	0	0	0	0	0
Madison	0	0	0	0	0	0
Manatee	37	51	61	64	75	58
Marion	192	218	204	183	162	192
Martin	55	44	64	96	60	64
Miami-Dade	430	535	564	641	567	547
Monroe	115	99	87	130	77	102
Nassau	16	0	0	21	24	12
Okaloosa	42	34	42	35	36	38
Okeechobee	0	0	0	0	0	0
Orange	2,178	2,190	2,211	2,558	2,442	2,316
Osceola	206	175	188	232	251	210
Palm Beach	385	405	433	553	420	439
Pasco	93	121	86	126	69	99
Pinellas	199	244	217	232	197	218
Polk	222	207	234	219	229	222
Putnam	173	169	166	212	154	175
Saint Johns	134	152	111	173	130	140
Saint Lucie	82	81	103	131	73	94
Santa Rosa	0	23	0	20	23	13
Sarasota	76	73	46	53	52	60
Seminole	3,629	4,018	3,690	4,446	4,087	3,974
Sumter	0	0	23	25	32	16
Suwannee	0	19	38	16	0	15
Taylor	0	0	0	0	0	0
Union	0	0	0	0	0	0
Wakulla	0	0	0	0	0	0
Walton	0	0	0	0	0	0
Washington	0	0	0	0	0	0
Other Flows	150	140	164	130	139	145
Total	12,334	12,916	12,839	14,500	13,209	13,160

Section two –

IN-MIGRATION to Volusia County, Florida– all sources of origin

Rank of new residents by all sources of origin– 2002

Other flows, different states	5,418	Middlesex County, Massachusetts	86
Seminole County, Florida	3,629	Essex County, Massachusetts	85
Orange County, Florida	2,178	Hartford County, Connecticut	83
Flagler County, Florida	797	Cobb County, Georgia	82
Broward County, Florida	626	St Lucie County, Florida	82
Lake County, Florida	551	Erie County, New York	81
Miami Dade County, Florida	430	Harris County, Texas	79
Palm Beach County, Florida	385	Oakland County, Michigan	79
Brevard County, Florida	384	Providence County, Rhode Island	76
Duval County, Florida	370	Sarasota County, Florida	76
Outside of U.S., Foreign	307	Allegheny County, Pennsylvania	74
Suffolk County, New York	267	Citrus County, Florida	74
Hillsborough County, Florida	259	Anne Arundel County, Maryland	68
Polk County, Florida	222	Ocean County, New Jersey	68
Osceola County, Florida	206	New York County, New York	66
Pinellas County, Florida	199	Fulton County, Georgia	64
Marion County, Florida	192	Monmouth County, New Jersey	64
Queens County, New York	179	Philadelphia County, Pennsylvania	64
Putnam County, Florida	173	Plymouth County, Massachusetts	64
Alachua County, Florida	168	Hernando County, Florida	61
Cook County, Illinois	168	Suffolk County, Massachusetts	61
Other Flows, Florida	150	Macomb County, Michigan	60
Leon County, Florida	136	Monroe County, New York	60
New Haven County, Connecticut	134	Orange County, New York	60
St Johns County, Florida	134	Norfolk County, Massachusetts	59
Kings County, New York	130	Rockingham County, New Hampshire	57
Bronx County, New York	128	Albany County, New York	56
Monroe County, Florida	115	Essex County, New Jersey	56
Lee County, Florida	111	Franklin County, Ohio	56
Nassau County, New York	103	Martin County, Florida	55
Fairfield County, Connecticut	100	New London County, Connecticut	55
Gwinnett County, Georgia	100	Onondaga County, New York	54
Los Angeles County, California	100	Wayne County, Michigan	53
San Diego County, California	100	Hampden County, Massachusetts	52
Middlesex County, New Jersey	99	De Kalb County, Georgia	51
Worcester County, Massachusetts	97	Montgomery County, Maryland	51
Clay County, Florida	93	Dutchess County, New York	50
Pasco County, Florida	93	Hamilton County, Ohio	50
Maricopa County, Arizona	89	Clark County, Nevada	49
Fairfax County, Virginia	88	Cuyahoga County, Ohio	49

Section two –

IN-MIGRATION to Volusia County, Florida– all sources of origin

Number of people moving to Volusia County, Florida– 2002

Escambia County, Florida	49	Kent County, Rhode Island	34
Buncombe County, North Carolina	48	San Bernardino County, California	34
Chatham County, Georgia	48	Sussex County, New Jersey	34
Hillsborough County, New Hampshire	48	Dallas County, Texas	33
Du Page County, Illinois	47	Genesee County, Michigan	33
Burlington County, New Jersey	46	Hudson County, New Jersey	33
Collier County, Florida	46	Montgomery County, Ohio	33
Greenville County, South Carolina	45	Morris County, New Jersey	33
Bucks County, Pennsylvania	44	Collin County, Texas	32
Westchester County, New York	44	Douglas County, Nebraska	32
Berks County, Pennsylvania	43	Jefferson County, Alabama	32
Charlotte County, Florida	43	Lake County, Indiana	32
El Paso County, Colorado	43	Mercer County, New Jersey	32
Cumberland County, North Carolina	42	Northampton County, Pennsylvania	32
Okaloosa County, Florida	42	Virginia Beach, Virginia	31
Saratoga County, New York	42	Baltimore County, Maryland	30
Bergen County, New Jersey	41	Chester County, Pennsylvania	30
Davidson County, Tennessee	41	Frederick County, Maryland	30
Jefferson County, Kentucky	41	Lake County, Illinois	30
Mecklenburg County, North Carolina	41	Lucas County, Ohio	30
Richmond County, New York	41	Riverside County, California	30
Marion County, Indiana	40	Summit County, Ohio	30
Passaic County, New Jersey	40	Tarrant County, Texas	30
Prince William County, Virginia	40	Windham County, Connecticut	30
Highlands County, Florida	39	Gloucester County, New Jersey	29
Honolulu County, Hawaii	38	King County, Washington	29
Pima County, Arizona	38	Onslow County, North Carolina	29
Manatee County, Florida	37	Orange County, California	29
Prince George's County, Maryland	37	Pierce County, Washington	29
Union County, New Jersey	37	Ulster County, New York	29
Bristol County, Massachusetts	36	Anderson County, South Carolina	28
Cumberland County, Maine	36	Bell County, Texas	28
Delaware County, Pennsylvania	36	Lorain County, Ohio	28
Indian River County, Florida	36	Norfolk, Virginia	28
Shelby County, Tennessee	36	Schenectady County, New York	28
Wake County, North Carolina	36	Camden County, New Jersey	27
Clayton County, Georgia	35	Forsyth County, North Carolina	27
Erie County, Pennsylvania	35	Howard County, Maryland	27
Bay County, Florida	34	Niagara County, New York	27
Hennepin County, Minnesota	34	St Louis County, Missouri	27

Section two –

IN-MIGRATION to Volusia County, Florida– all sources of origin

Number of people moving to Volusia County, Florida– 2002

Sussex County, Delaware	27	Henrico County, Virginia	20
Bexar County, Texas	26	Lehigh County, Pennsylvania	20
Broome County, New York	26	Madison County, Alabama	20
Charleston County, South Carolina	26	Sacramento County, California	20
Litchfield County, Connecticut	26	Alameda County, California	19
Montgomery County, Pennsylvania	26	Beaufort County, South Carolina	19
Somerset County, New Jersey	26	Milwaukee County, Wisconsin	19
Barnstable County, Massachusetts	25	Oneida County, New York	19
Columbia County, Florida	25	Oswego County, New York	19
Craven County, North Carolina	25	Sevier County, Tennessee	19
Madison County, New York	25	Stark County, Ohio	19
New Castle County, Delaware	25	York County, Pennsylvania	19
Butler County, Ohio	24	Berkshire County, Massachusetts	18
Charles County, Maryland	24	Bernalillo County, Minnesota	18
Guilford County, North Carolina	24	Cabarrus County, North Carolina	18
Jackson County, Michigan	24	Harford County, Maryland	18
Johnson County, Kansas	24	Jefferson County, Colorado	18
Tolland County, Connecticut	24	Levy County, Florida	18
Washington County, Pennsylvania	24	Lowndes County, Georgia	18
Cherokee County, Georgia	23	Madison County, Indiana	18
Chittenden County, Vermont	23	Middlesex County, Connecticut	18
Hamilton County, Tennessee	23	Richland County, South Carolina	18
Knox County, Tennessee	23	Berkeley County, South Carolina	17
Sangamon County, Illinois	23	Blount County, Tennessee	17
Tulsa County, Oklahoma	23	Luzerne County, Pennsylvania	17
York County, Maine	23	Belknap County, New Hampshire	16
Beaver County, Pennsylvania	22	Cape May County, New Jersey	16
Cambria County, Pennsylvania	22	Nassau County, Florida	16
Chesterfield County, Virginia	22	Santa Clara County, California	16
Jefferson County, New York	22	Lake County, Ohio	15
Monroe County, Pennsylvania	22	Strafford County, New Hampshire	15
Rensselaer County, New York	22	Horry County, South Carolina	14
Henderson County, North Carolina	21	Lancaster County, Pennsylvania	14
Kanawha County, West Virginia	21	Salt Lake County, Utah	14
Kent County, Michigan	21	Carroll County, Maryland	12
Loudoun County, Virginia	21		
Richmond County, Georgia	21	Total	26,158
Snohomish County, Washington	21		
Atlantic County, New Jersey	20		
Douglas County, Georgia	20		

Section two –

IN-MIGRATION to Volusia County, Florida– all sources of origin

Number of people moving to Volusia County, Florida– 2003

Other Flows, different states	5,790	Allegheny County, Pennsylvania	87
Seminole County, Florida	4,018	Fairfax County, Virginia	87
Orange County, Florida	2,190	San Diego County, California	87
Flagler County, Florida	800	Montgomery County, Maryland	86
Broward County, Florida	730	Orange County, New York	86
Miami Dade County, Florida	535	Clark County, Nevada	85
Lake County, Florida	519	Lee County, Florida	85
Palm Beach County, Florida	405	Providence County, Rhode Island	85
Brevard County, Florida	396	Monmouth County, New Jersey	82
Duval County, Florida	361	St Lucie County, Florida	81
Outside of U.S., Foreign	342	Marion County, Indiana	77
Suffolk County, New York	281	Bergen County, New Jersey	76
Hillsborough County, Florida	261	Plymouth County, Massachusetts	76
Pinellas County, Florida	244	Gwinnett County, Georgia	75
Queens County, New York	222	Franklin County, Ohio	74
Marion County, Florida	218	Bristol County, Massachusetts	73
Polk County, Florida	207	Hernando County, Florida	73
Bronx County, New York	185	Sarasota County, Florida	73
Osceola County, Florida	175	Clay County, Florida	71
Alachua County, Florida	171	Fulton County, Georgia	71
Nassau County, New York	171	Citrus County, Florida	70
Putnam County, Florida	169	Mecklenburg County, North Carolina	69
Cook County, Illinois	154	Anne Arundel County, Maryland	68
St Johns County, Florida	152	Westchester County, New York	68
Fairfield County, Connecticut	150	Lehigh County, Pennsylvania	66
Other Flows, Florida	140	New York County, New York	66
Worcester County, Massachusetts	139	Collier County, Florida	65
Kings County, New York	137	Prince George's County, Maryland	65
New Haven County, Connecticut	123	Charlotte County, Florida	64
Pasco County, Florida	121	Philadelphia County, Pennsylvania	64
Essex County, Massachusetts	112	Essex County, New Jersey	63
Leon County, Florida	109	Hampden County, Massachusetts	62
Middlesex County, Massachusetts	109	Hillsborough County, New Hampshire	62
Ocean County, New Jersey	107	Davidson County, Tennessee	61
Hartford County, Connecticut	104	Hudson County, New Jersey	61
Maricopa County, Arizona	101	Harris County, Texas	60
Los Angeles County, California	99	Dutchess County, New York	59
Monroe County, Florida	99	Montgomery County, Pennsylvania	59
Cobb County, Georgia	97	Erie County, New York	58
Middlesex County, New Jersey	96	Union County, New Jersey	57
Cuyahoga County, Ohio	93	Cumberland County, North Carolina	56
Wayne County, Michigan	93	De Kalb County, Georgia	56
Monroe County, New York	91	Orange County, California	56
Oakland County, Michigan	91	Lake County, Illinois	55
Rockingham County, New Hampshire	89	Somerset County, New Jersey	54

Section two –

IN-MIGRATION to Volusia County, Florida– all sources of origin

Number of people moving to Volusia County, Florida– 2003

Wake County, North Carolina	54	Kent County, Rhode Island	35
Burlington County, New Jersey	53	Lexington County, South Carolina	35
Manatee County, Florida	51	Virginia Beach, Virginia	35
Richmond County, New York	51	Berks County, Pennsylvania	34
Baltimore County, Maryland	50	Berkshire County, Massachusetts	34
Chatham County, Georgia	50	Dallas County, Texas	34
Du Page County, Illinois	50	Genesee County, Michigan	34
Escambia County, Florida	49	Harford County, Maryland	34
Monroe County, Pennsylvania	49	Lorain County, Ohio	34
Saratoga County, New York	49	Niagara County, New York	34
Jefferson County, Alabama	48	Okaloosa County, Florida	34
Jefferson County, Kentucky	47	Arapahoe County, Colorado	33
York County, Pennsylvania	47	Cherokee County, Georgia	33
Rockland County, New York	46	San Bernardino County, California	33
Buncombe County, North Carolina	45	Summit County, Ohio	33
Onondaga County, New York	45	Alameda County, California	32
Indian River County, Florida	44	Litchfield County, Connecticut	32
Martin County, Florida	44	St. Louis County, Missouri	32
New Castle County, Delaware	44	Westmoreland County, Pennsylvania	32
Suffolk County, Massachusetts	44	Beaufort County, South Carolina	31
Barnstable County, Massachusetts	43	Chester County, Pennsylvania	31
Camden County, New Jersey	43	Kent County, Michigan	31
Butler County, Ohio	42	Mercer County, New Jersey	31
Hamilton County, Ohio	42	Montgomery County, Ohio	31
Lancaster County, Pennsylvania	42	Oneida County, New York	31
Montgomery County, Tennessee	42	Chittenden County, Vermont	30
Morris County, New Jersey	42	King County, Washington	30
Milwaukee County, Wisconsin	41	Pierce County, Washington	29
Prince William County, Virginia	40	Atlantic County, New Jersey	28
Stark County, Ohio	40	El Paso County, Colorado	28
Bucks County, Pennsylvania	39	Sussex County, New Jersey	28
Northampton County, Pennsylvania	38	Tolland County, Connecticut	28
Passaic County, New Jersey	38	Washington County, Maryland	28
Tarrant County, Texas	38	Luzerne County, Pennsylvania	27
York County, Maine	38	Norfolk, Virginia	27
Albany County, New York	37	Onslow County, North Carolina	27
Fayette County, Kentucky	37	Bay County, Florida	26
Knox County, Tennessee	37	Broome County, New York	26
Loudoun County, Virginia	37	Forsyth County, Georgia	26
New London County, Connecticut	37	Gloucester County, New Jersey	26
Cumberland County, Maine	36	Jefferson County, New York	26
Greenville County, South Carolina	36	Muscogee County, Georgia	26
Macomb County, Michigan	36	Ulster County, New York	26
Norfolk County, Massachusetts	36	Delaware County, Pennsylvania	25
Trumbull County, Ohio	36	Hamilton County, Tennessee	25

Section two –

IN-MIGRATION to Volusia County, Florida– all sources of origin

Number of people moving to Volusia County, Florida– 2003

Jefferson County, Colorado	25	Bernalillo County, New Mexico	19
Anchorage Borough, Alaska	24	Bexar County, Texas	19
Charles County, Maryland	24	Carroll County, New Hampshire	19
Highlands County, Florida	24	Catawba County, North Carolina	19
Ingham County, Michigan	24	Cheshire County, New Hampshire	19
Lake County, Indiana	24	Dauphin County, Pennsylvania	19
Lake County, Ohio	24	Pima County, Arizona	19
Mahoning County, Ohio	24	Suwannee County, Florida	19
Newport News, Virginia	24	Windham County, Connecticut	19
Sullivan County, New York	24	Cecil County, Maryland	18
Cape May County, New Jersey	23	Gaston County, North Carolina	18
Charleston County, South Carolina	23	Oklahoma County, Oklahoma	18
Delaware County, New York	23	Santa Clara County, California	18
Erie County, Pennsylvania	23	Hall County, Georgia	17
Guilford County, North Carolina	23	Horry County, South Carolina	17
Hampshire County, Massachusetts	23	Merrimack County, New Hampshire	17
Hennepin County, Minnesota	23	Cabell County, West Virginia	16
Madison County, New York	23	Chesterfield County, Virginia	16
Middlesex County, Connecticut	23	Collin County, Texas	16
Santa Rosa County, Florida	23	Douglas County, Nebraska	16
Waukesha County, Wisconsin	23	Hamilton County, Indiana	16
Henry County, Georgia	22	Lucas County, Ohio	16
Johnson County, Kansas	22	Belknap County, New Hampshire	15
Riverside County, California	22	Kanawha County, West Virginia	15
Shelby County, Tennessee	22	Oswego County, New York	15
Will County, Illinois	22	Rutland County, Vermont	15
York County, South Carolina	22	Rensselaer County, New York	14
Iredell County, North Carolina	21	Travis County, Texas	14
Penobscot County, Maine	21	Winnebago County, Illinois	13
Strafford County, New Hampshire	21		
Howard County, Maryland	20	Total	28,707
Sacramento County, California	20		
Schenectady County, New York	20		
Tulsa County, Oklahoma	20		
Adams County, Colorado	19		

Section two –

IN-MIGRATION to Volusia County, Florida– all sources of origin

Number of people moving to Volusia County, Florida– 2004

Other flows, different states	5,622	St Lucie County, Florida	103
Seminole County, Florida	3,690	Middlesex County, Massachusetts	97
Orange County, Florida	2,211	Clay County, Florida	94
Flagler County, Florida	775	Richmond County, New York	94
Broward County, Florida	770	Fairfax County, Virginia	93
Miami Dade County, Florida	564	Gwinnett County, Georgia	87
Lake County, Florida	485	Monroe County, Florida	87
Brevard County, Florida	449	Monmouth County, New Jersey	86
Palm Beach County, Florida	433	Pasco County, Florida	86
Suffolk County, New York	385	Hampden County, Massachusetts	83
Duval County, Florida	376	Monroe County, New York	83
Outside of U.S., Foreign	336	Dutchess County, New York	82
Queens County, New York	267	Ocean County, New Jersey	82
Hillsborough County, Florida	260	Erie County, New York	81
Polk County, Florida	234	Fulton County, Georgia	77
Nassau County, New York	224	Citrus County, Florida	76
Pinellas County, Florida	217	Cobb County, Georgia	76
Alachua County, Florida	205	Hillsborough County, New Hampshire	76
Marion County, Florida	204	Onondaga County, New York	75
Osceola County, Florida	188	Bergen County, New Jersey	74
Kings County, New York	179	Allegheny County, Pennsylvania	73
Bronx County, New York	177	Franklin County, Ohio	71
Fairfield County, Connecticut	167	Clark County, Nevada	69
Putnam County, Florida	166	Cumberland County, North Carolina	69
Other Flows, Florida	164	Wayne County, Michigan	69
Cook County, Illinois	158	Westchester County, New York	68
Hartford County, Connecticut	137	Hudson County, New Jersey	66
Worcester County, Massachusetts	129	Montgomery County, Maryland	65
Middlesex County, New Jersey	127	Suffolk County, Massachusetts	65
Lee County, Florida	122	Anne Arundel County, Maryland	64
Los Angeles County, California	120	Collier County, Florida	64
New Haven County, Connecticut	119	Martin County, Florida	64
Essex County, Massachusetts	113	Orange County, New York	64
Plymouth County, Massachusetts	113	Harris County, Texas	63
Bristol County, Massachusetts	112	Indian River County, Florida	62
Providence County, Rhode Island	111	Du Page County, Illinois	61
St Johns County, Florida	111	Manatee County, Florida	61
Leon County, Florida	106	New London County, Connecticut	61
Maricopa County, Arizona	106	Union County, New Jersey	60
San Diego County, California	103	Davidson County, Tennessee	58

Section two –

IN-MIGRATION to Volusia County, Florida– all sources of origin

Number of people moving to Volusia County, Florida– 2004

Rockingham County, New Hampshire	57	Salt Lake County, Utah	38
Norfolk County, Massachusetts	56	Suwannee County, Florida	38
Oakland County, Michigan	56	Dallas County, Texas	37
Philadelphia County, Pennsylvania	56	Hamilton County, Ohio	37
Bucks County, Pennsylvania	55	Columbia County, Florida	36
Marion County, Indiana	54	Cumberland County ,Maine	36
Passaic County, New Jersey	54	Honolulu County, Hawaii	36
Prince William County, Virginia	54	Kane County, Illinois	36
Prince George's County, Maryland	53	Ulster County, New York	36
Escambia County, Florida	52	Westmoreland County, Pennsylvania	36
Hernando County, Florida	52	York County, Maine	36
Onslow County, North Carolina	52	Essex County, New Jersey	35
De Kalb County, Georgia	51	Kanawha County, West Virginia	35
New York County, New York	50	Somerset County, New Jersey	35
Barnstable County, Massachusetts	47	New Castle County, Delaware	34
Burlington County, New Jersey	47	Northampton County, Pennsylvania	34
Orange County, California	46	Tarrant County, Texas	34
Sarasota County, Florida	46	Clayton County, Georgia	33
Virginia Beach, Virginia	46	Fayette County, Georgia	33
Cuyahoga County, Ohio	45	Frederick County, Maryland	33
Genesee County, Michigan	45	Kent County, Michigan	33
Charlotte County, Florida	44	Shelby County, Tennessee	33
Lake County, Illinois	44	York County, Pennsylvania	33
Montgomery County, Ohio	43	Buncombe County, North Carolina	32
Saratoga County, New York	43	Highlands County, Florida	32
Beaufort County, South Carolina	42	Montgomery County, Pennsylvania	32
Broome County, New York	42	Newport News, Virginia	32
Butler County, Ohio	42	Camden County, New Jersey	31
Okaloosa County, Florida	42	Chatham County, Georgia	31
Oneida County, New York	42	Hennepin County, Minnesota	31
Knox County, Tennessee	41	Horry County, South Carolina	31
Mecklenburg County, North Carolina	41	St Charles County, Missouri	31
Morris County, New Jersey	41	Stark County, Ohio	31
Wake County, North Carolina	41	Will County, Illinois	31
El Paso County, Colorado	40	Jefferson County, Colorado	30
Arapahoe County, Colorado	39	Beaver County, Pennsylvania	29
Litchfield County, Connecticut	39	Kent County, Rhode Island	29
Summit County, Ohio	39	King County, Washington	29
Baltimore County, Maryland	38	Liberty County, Georgia	29
Monroe County, Pennsylvania	38	Loudoun County, Virginia	29

Section two –

IN-MIGRATION to Volusia County, Florida– all sources of origin

Number of people moving to Volusia County, Florida– 2004

Muscogee County, Georgia	29	Warren County, Ohio	23
St Louis County, Missouri	28	Allen County, Indiana	22
Atlantic County, New Jersey	27	Chesterfield County, Virginia	22
Bay County, Florida	27	Jackson County, Missouri	22
Berks County, Pennsylvania	27	Lake County, Indiana	22
Berkshire County, Massachusetts	27	McHenry County, Illinois	22
Butler County, Pennsylvania	27	Merrimack County, New Hampshire	22
Greenville County, South Carolina	27	Pima County, Arizona	22
Guilford County, North Carolina	27	Bennington County, Vermont	21
Jefferson County, Kentucky	27	Camden County, Georgia	21
Lackawanna County, Pennsylvania	27	Chester County, Pennsylvania	21
Lancaster County, Pennsylvania	27	Gloucester County, New Jersey	21
Sacramento County, California	27	Grafton County, New Hampshire	21
St Clair County, Michigan	27	Haywood County, North Carolina	21
Cheshire County, New Hampshire	26	Milwaukee County, Wisconsin	21
Erie County, Pennsylvania	26	Pierce County, Washington	21
Hall County, Georgia	26	Richmond County, Georgia	21
Harford County, Maryland	26	Travis County, Texas	21
Lorain County, Ohio	26	Washoe County, Nevada	21
Putnam County, New York	26	Arlington County, Virginia	20
San Bernardino County, California	26	Belknap County, New Hampshire	20
Windham County, Connecticut	26	Chautauqua County, New York	20
Delaware County, Pennsylvania	25	Dauphin County, Pennsylvania	20
Jefferson County, New York	25	Howard County, Maryland	20
Niagara County, New York	25	Lehigh County, Pennsylvania	20
Santa Barbara County, California	25	Levy County, Florida	20
Sussex County, New Jersey	25	Macomb County, Michigan	20
Charleston County, South Carolina	24	Mahoning County, Ohio	20
Portage County, Ohio	24	Cherokee County, Georgia	19
Pulaski County, Arkansas	24	Contra Costa County, California	19
Rensselaer County, New York	24	Fayette County, Kentucky	19
Rockland County, New York	24	Forsyth County, North Carolina	19
Schenectady County, New York	24	Jefferson County, Alabama	19
Tulsa County, Oklahoma	24	Ramsey County, Minnesota	19
Bexar County, Texas	23	Rutherford County, Tennessee	19
Christian County, Kentucky	23	Norfolk, Virginia	18
Collin County, Texas	23	Spartanburg County, South Carolina	18
Denton County, Texas	23	St Mary's County, Maryland	18
Riverside County, California	23	Tolland County, Connecticut	18
Sumter County, Florida	23	Warren County, New Jersey	18

Section two –

IN-MIGRATION to Volusia County, Florida– all sources of origin

Number of people moving to Volusia County, Florida– 2004

Wayne County, Pennsylvania	18	Clermont County, Ohio	15
Albany County, New York	17	Johnson County, Kansas	15
Montgomery County, Tennessee	17	Middlesex County, Connecticut	15
Penobscot County, Maine	17	Ingham County, Michigan	14
Steuben County, New York	17	Trumbull County, Ohio	14
Ashtabula County, Ohio	16	Cayuga County, New York	13
Dane County, Wisconsin	16	Tippecanoe County, Indiana	13
Hamilton County, Tennessee	16	Kennebec County, Maine	12
Oswego County, New York	16		
Peoria County, Illinois	16	Total	28,814

Section two –

IN-MIGRATION to Volusia County, Florida– all sources of origin

Number of people moving to Volusia County, Florida– 2005

Other flows, different states	5,323	Middlesex County, New Jersey	98
Seminole County, Florida	4,446	Bristol County, Massachusetts	97
Orange County, Florida	2,558	Martin County, Florida	96
Broward County, Florida	912	Los Angeles County, California	96
Flagler County, Florida	809	San Diego County, California	91
Miami Dade County, Florida	641	Maricopa County, Arizona	88
Palm Beach County, Florida	553	Anne Arundel County, Maryland	86
Lake County, Florida	500	Hudson County, New Jersey	84
Brevard County, Florida	458	Essex County, New Jersey	84
Duval County, Florida	409	Cuyahoga County, Ohio	83
Outside of U.S., Foreign	405	Bergen County, New Jersey	82
Suffolk County, New York	320	Providence County, Rhode Island	81
Hillsborough County, Florida	292	Orange County, New York	81
Bronx County, New York	234	Oakland County, Michigan	79
Pinellas County, Florida	232	Monmouth County, New Jersey	79
Osceola County, Florida	232	Fairfax County, Virginia	77
Polk County, Florida	219	Hillsborough County, New Hampshire	75
Putnam County, Florida	212	Cobb County, Georgia	74
Queens County, New York	201	Westchester County, New York	73
Marion County, Florida	183	Essex County, Massachusetts	71
Nassau County, New York	177	Philadelphia County, Pennsylvania	70
Kings County, New York	174	New York County, New York	69
St Johns County, Florida	173	Erie County, New York	69
Fairfield County, Connecticut	156	Hampden County, Massachusetts	67
Leon County, Florida	148	Monroe County, New York	65
Cook County, Illinois	144	Fulton County, Georgia	65
Alachua County, Florida	144	Montgomery County, Maryland	64
New Haven County, Connecticut	142	Manatee County, Florida	64
Middlesex County, Massachusetts	139	Norfolk County, Massachusetts	63
Lee County, Florida	134	Gwinnett County, Georgia	63
St Lucie County, Florida	131	Dallas County, Texas	63
Other Flows, Florida	130	Suffolk County, Massachusetts	61
Monroe County, Florida	130	Lorain County, Ohio	61
Pasco County, Florida	126	Baltimore County, Maryland	60
Wayne County, Michigan	124	Rockingham County, New Hampshire	58
Hartford County, Connecticut	122	Mecklenburg County, North Carolina	58
Clark County, Nevada	109	Clay County, Florida	58
Ocean County, New Jersey	106	Burlington County, New Jersey	57
Worcester County, Massachusetts	103	Honolulu County, Hawaii	56
Allegheny County, Pennsylvania	99	Collier County, Florida	56

Section two –

IN-MIGRATION to Volusia County, Florida– all sources of origin

Number of people moving to Volusia County, Florida– 2005

Virginia Beach, Virginia	55	Onslow County, North Carolina	39
Richmond County, New York	55	Montgomery County, Pennsylvania	39
Passaic County, New Jersey	55	Chatham County, Georgia	39
New London County, Connecticut	55	Lake County, Illinois	38
Indian River County, Florida	55	Kent County, Michigan	38
Franklin County, Ohio	55	Cumberland County, North Carolina	38
Atlantic County, New Jersey	55	Summit County, Ohio	37
Sarasota County, Florida	53	Marion County, Indiana	37
Jefferson County, Kentucky	50	Jefferson Parish, Louisiana	37
Harris County, Texas	50	Greenville County, South Carolina	37
Dutchess County, New York	50	Buncombe County, North Carolina	36
Davidson County, Tennessee	50	Ulster County, New York	35
De Kalb County, Georgia	49	Okaloosa County, Florida	35
Citrus County, Florida	48	Bell County, Texas	34
Broome County, New York	48	Beaufort County, South Carolina	34
Union County, New Jersey	47	Schenectady County, New York	33
Morris County, New Jersey	47	Rockland County, New York	33
El Paso County, Colorado	47	Monroe County, Pennsylvania	33
Northampton County, Pennsylvania	45	Frederick County, Maryland	33
Barnstable County, Massachusetts	45	Clayton County, Georgia	33
Wake County, North Carolina	44	Berkeley County, South Carolina	33
Plymouth County, Massachusetts	44	Riverside County, California	32
Luzerne County, Pennsylvania	44	Middlesex County, Connecticut	32
King County, Washington	43	Macomb County, Michigan	32
Camden County, New Jersey	43	Lackawanna County, Pennsylvania	32
Prince William Count, Virginia	42	Lehigh County, Pennsylvania	31
Onondaga County, New York	42	Highlands County, Florida	31
Henry County, Georgia	42	Hennepin County, Minnesota	31
Escambia County, Florida	42	Butler County, Ohio	31
Bucks County, Pennsylvania	42	Saratoga County, New York	30
New Castle County, Delaware	41	Niagara County, New York	30
Kanawha County, West Virginia	41	Montgomery County, Ohio	30
Tarrant County, Texas	40	York County, Pennsylvania	29
Strafford County, New Hampshire	40	Stark County, Ohio	29
Prince George's County, Maryland	40	Somerset County, New Jersey	29
Hamilton County, Ohio	40	Richland County, South Carolina	29
Genesee County, Michigan	40	Oswego County, New York	29
Du Page County, Illinois	40	Hernando County, Florida	29
Bay County, Florida	40	Franklin County, Vermont	29
Orange County, California	39	Erie County, Pennsylvania	29

Section two –

IN-MIGRATION to Volusia County, Florida– all sources of origin

Number of people moving to Volusia County, Florida– 2005

Cumberland County, Maine	29	Trumbull County, Ohio	22
Warren County, Ohio	28	Jefferson County, Alabama	22
St Louis County, Missouri	28	Fayette County, Kentucky	22
Madison County, Alabama	28	Denver County, Colorado	22
Litchfield County, Connecticut	28	Cape May County, New Jersey	22
Hamilton County, Tennessee	28	Bernalillo County, New Mexico	22
Guilford County, North Carolina	28	Sussex County, Delaware	21
Chittenden County, Vermont	28	Snohomish County, Washington	21
Windham County, Connecticut	27	San Bernardino County, California	21
Westmoreland County, Pennsylvania	27	Nassau County, Florida	21
Sacramento County, California	27	Kitsap County, Washington	21
Richmond County, Georgia	27	Ingham County, Michigan	21
Johnson County, Kansas	27	Hampshire County, Massachusetts	21
Jefferson County, New York	27	Delaware County, Pennsylvania	21
Camden County, Georgia	27	Cherokee County, Georgia	21
Orleans Parish, Louisiana	26	Belknap County, New Hampshire	21
Milwaukee County, Wisconsin	26	Vanderburgh County, Indiana	20
Lancaster County, Pennsylvania	26	Santa Rosa County, Florida	20
Kane County, Illinois	26	Harford County, Maryland	20
Tolland County, Connecticut	25	Sedgwick County, Kansas	19
Sumter County, Florida	25	Lake County, Ohio	19
Santa Clara County, California	25	Hall County, Georgia	19
Ontario County, New York	25	Anchorage Borough, Alaska	19
Loudoun County, Virginia	25	Washtenaw County, Michigan	18
Harrison County, Mississippi	25	Rutland County, Vermont	18
Chautauqua County, New York	25	Rock Island County, Illinois	18
Androscoggin County, Maine	25	Newport News, Virginia	18
Waukesha County, Wisconsin	24	Medina County, Ohio	18
Washington County, Maryland	24	Kent County, Rhode Island	18
Pierce County, Washington	24	Iredell County, North Carolina	18
Oneida County, New York	24	Howard County, Maryland	18
Knox County, Tennessee	24	Allen County, Indiana	18
Cumberland County, New Jersey	24	Albany County, New York	18
Bexar County, Texas	24	Portage County, Ohio	17
Putnam County, New York	23	Kent County, Delaware	17
Norfolk, Virginia	23	Collin County, Texas	17
Lucas County, Ohio	23	Clermont County, Ohio	17
Fulton County, New York	23	Baltimore, Maryland	17
Charlotte County, Florida	23	Arapahoe County, Colorado	17
Ventura County, California	22	Suwannee County, Florida	16

Section two –

IN-MIGRATION to Volusia County, Florida– all sources of origin

Number of people moving to Volusia County, Florida– 2005

Stafford County, Virginia	16	Cumberland County, Pennsylvania	14
Shelby County, Tennessee	16	Peoria County, Illinois	13
Pima County, Arizona	16	Horry County, South Carolina	12
Columbia County, Florida	16	Greene County, Ohio	12
Columbia County, Georgia	16	Charleston County, South Carolina	12
York County, Maine	15	Total	30,032
Warren County, New York	15		
St Joseph County, Indiana	15		
Penobscot County, Maine	15		
Mahoning County, Ohio	15		
Jackson County, Missouri	15		
Greene County, New York	15		
Clarke County, Georgia	15		
Chesterfield County, Virginia	15		
Cattaraugus County, New York	15		

Section two –

IN-MIGRATION to Volusia County, Florida– all sources of origin

Number of people moving to Volusia County, Florida– 2006

Other flows, different states	5,099	Hartford County, Connecticut	78
Seminole County, Florida	4,087	Monroe County, Florida	77
Orange County, Florida	2,442	Manatee County, Florida	75
Broward County, Florida	784	Philadelphia County, Pennsylvania	75
Flagler County, Florida	715	Franklin County, Ohio	74
Lake County, Florida	595	St Lucie County, Florida	73
Miami Dade County, Florida	567	Ocean County, New Jersey	72
Palm Beach County, Florida	420	Bergen County, New Jersey	71
Brevard County, Florida	408	Gwinnett County, Georgia	69
Foreign, Outside of U.S.	372	Pasco County, Florida	69
Duval County, Florida	366	Middlesex County, Massachusetts	67
Hillsborough County, Florida	256	Monmouth County, New Jersey	66
Osceola County, Florida	251	Erie County, New York	65
Suffolk County, New York	251	San Diego County, California	63
Polk County, Florida	229	Middlesex County, New Jersey	62
Pinellas County, Florida	197	Fairfax County, Virginia	61
Alachua County, Florida	194	Martin County, Florida	60
Queens County, New York	186	Essex County, Massachusetts	59
Marion County, Florida	162	Wake County, North Carolina	59
Putnam County, Florida	154	Hampden County, Massachusetts	57
Kings County, New York	148	Providence County, Rhode Island	57
Bronx County, New York	139	Citrus County, Florida	56
Florida, Other Flows	139	Essex County, New Jersey	56
St Johns County, Florida	130	Onondaga County, New York	56
Lee County, Florida	128	Westchester County, New York	56
New Haven County, Connecticut	108	New York County, New York	55
Orange County, New York	101	Bristol County, Massachusetts	53
Nassau County, New York	100	Dutchess County, New York	53
Allegheny County, Pennsylvania	96	Fulton County, Georgia	53
Los Angeles County, California	95	Baltimore County, Maryland	52
Leon County, Florida	94	Sarasota County, Florida	52
Fairfield County, Connecticut	93	Collier County, Florida	51
Maricopa County, Arizona	89	Harris County, Texas	51
Virginia Beach, Virginia	85	Cobb County, Georgia	50
Oakland County, Michigan	84	Anne Arundel County, Maryland	49
Cook County, Illinois	82	Montgomery County, Ohio	49
Monroe County, New York	82	Richmond County, New York	49
Wayne County, Michigan	81	Escambia County, Florida	48
Worcester County, Massachusetts	81	Hudson County, New Jersey	48
Clark County, Nevada	78	Union County, New Jersey	48

Section two –

IN-MIGRATION to Volusia County, Florida– all sources of origin

Number of people moving to Volusia County, Florida– 2006

Hillsborough County, New Hampshire	46	Luzerne County, Pennsylvania	32
Plymouth County, Massachusetts	46	Onslow County, North Carolina	32
Camden County, New Jersey	45	Stark County, Ohio	32
Montgomery County, Maryland	44	Sumter County, Florida	32
Bucks County, Pennsylvania	43	Oneida County, New York	31
Clay County, Florida	43	Beaufort County, South Carolina	30
Greenville County, South Carolina	43	Harford County, Maryland	30
Lucas County, Ohio	43	Somerset County, New Jersey	30
Mecklenburg County, North Carolina	43	Berks County, Pennsylvania	29
Passaic County, New Jersey	43	De Kalb County, Georgia	29
Albany County, New York	42	Frederick County, Maryland	29
Genesee County, Michigan	42	Hamilton County, Tennessee	29
Highlands County, Florida	41	Litchfield County, Connecticut	29
Montgomery County, Pennsylvania	40	Niagara County, New York	29
Suffolk County, Massachusetts	40	Prince William Count, Virginia	29
Indian River County, Florida	39	Tarrant County, Texas	29
Rockingham County, New Hampshire	39	Alameda County, California	28
Cuyahoga County, Ohio	38	Kane County, Illinois	28
Chesterfield County, Virginia	37	Sacramento County, California	28
Hamilton County, Ohio	37	Summit County, Ohio	28
Honolulu County, Hawaii	37	Collin County, Texas	27
New London County, Connecticut	36	Cumberland County, Maine	27
Okaloosa County, Florida	36	El Paso County, Texas	27
Orange County, California	36	Lehigh County, Pennsylvania	27
Burlington County, New Jersey	35	Mercer County, New Jersey	27
Chester County, Pennsylvania	35	New Castle County, Delaware	27
Dallas County, Texas	35	Allen County, Indiana	26
Knox County, Tennessee	35	Bay County, Florida	26
Charlotte County, Florida	34	Bexar County, Texas	26
El Paso County, Colorado	34	Broome County, New York	26
Jefferson County, Kentucky	34	Butler County, Ohio	26
Ulster County, New York	34	Calhoun County, Michigan	26
Cumberland County, North Carolina	33	Chatham County, Georgia	26
Davidson County, Tennessee	33	Henderson County, North Carolina	26
Macomb County, Michigan	33	Henry County, Georgia	26
York County, Maine	33	Jefferson County, New York	26
Barnstable County, Massachusetts	32	Monroe County, Pennsylvania	26
Clayton County, Georgia	32	Saratoga County, New York	26
Hernando County, Florida	32	Cape May County, New Jersey	25
Johnson County, Kansas	32	Du Page County, Illinois	25

Section two –

IN-MIGRATION to Volusia County, Florida– all sources of origin

Number of people moving to Volusia County, Florida– 2006

Atlantic County, New Jersey	24	Loudoun County, Virginia	18
Lake County, Ohio	24	Lowndes County, Georgia	18
Merrimack County, New Hampshire	24	Milwaukee County, Wisconsin	18
Montgomery County, Tennessee	24	Newport News, Virginia	18
Nassau County, Florida	24	Oswego County, New York	18
Berkeley County, South Carolina	23	St Louis County, Missouri	18
Marion County, Indiana	23	Trumbull County, Ohio	18
Morris County, New Jersey	23	Wayne County, New York	18
Riverside County, California	23	Gloucester County, New Jersey	17
Santa Rosa County, Florida	23	Northampton County, Pennsylvania	17
Washington County, Maryland	23	Pierce County, Washington	17
York County, Pennsylvania	23	Pima County, Arizona	17
King County, Washington	22	Spotsylvania County, Virginia	16
Prince George's County, Maryland	22	Cabell County, West Virginia	15
Westmoreland County, Pennsylvania	22	Maui County, Hawaii	15
Anderson County, South Carolina	21	Kennebec County, Maine	14
Beaver County, Pennsylvania	21	Howard County, Maryland	11
Delaware County, Pennsylvania	21		
District Of Columbia, District Of Columbia	21		
Liberty County, Georgia	21	Total	25,724
Lorain County, Ohio	21		
Rensselaer County, New York	21		
Tolland County, Connecticut	21		
Tulsa County, Oklahoma	20		
Charleston County, South Carolina	19		
Middlesex County, Connecticut	19		
Norfolk County, Massachusetts	19		
Sussex County, Delaware	19		
Chittenden County, Vermont	18		
Lancaster County, Pennsylvania	18		

Section three–
Summary of ***OUT-MIGRATION***
from
Volusia County, Florida

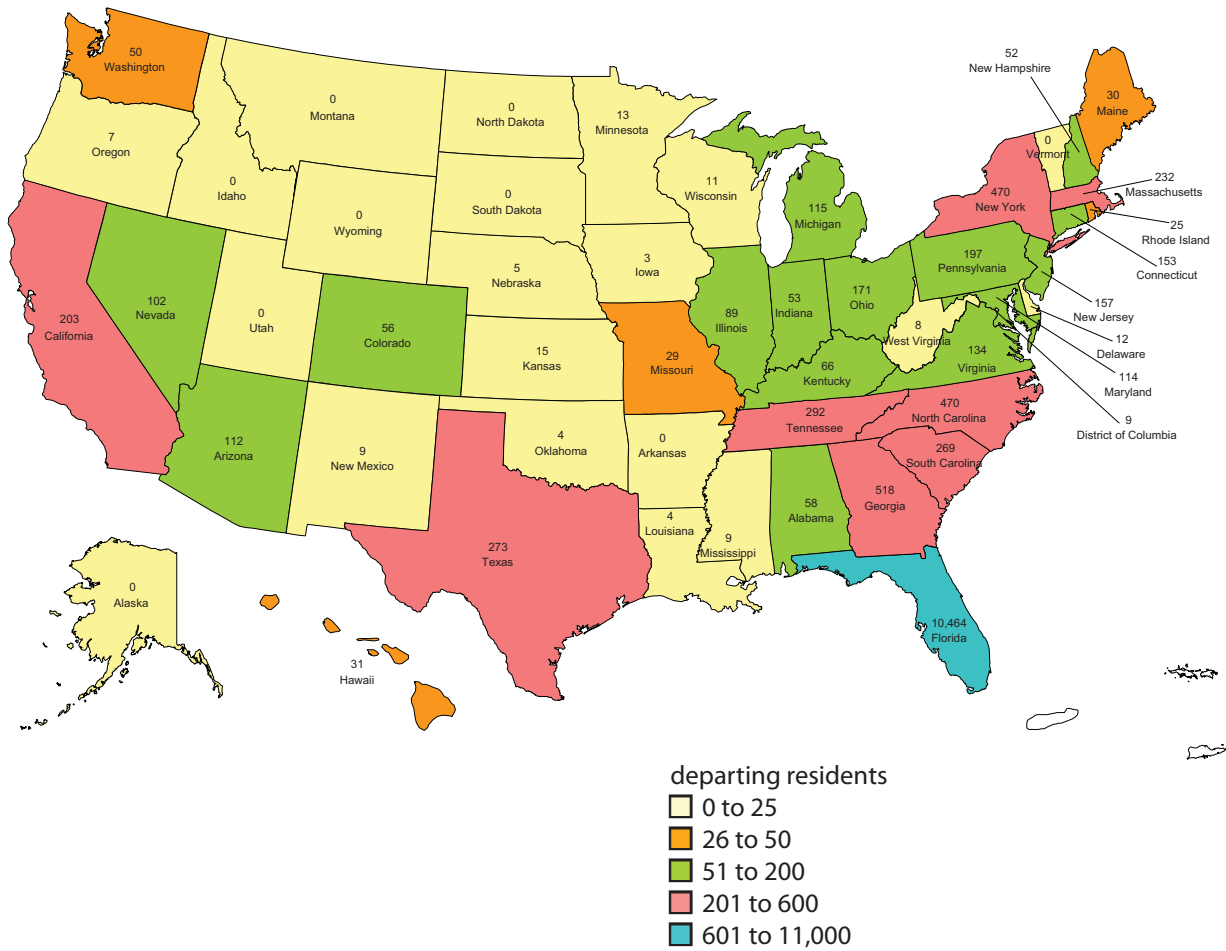
updated June 2009



Section three –

OUT-MIGRATION from Volusia County, Florida

Average out-migration from
Volusia County, Florida 2002-2006



Section three –

OUT-MIGRATION from Volusia County, Florida–to other states

Number of people moving out of Volusia County, Florida 2002-2006

	2002	2003	2004	2005	2006	average '02-'06
Alabama	24	39	118	61	46	58
Alaska	0	0	0	0	0	0
Arizona	96	98	93	161	110	112
Arkansas	0	0	0	0	0	0
California	183	228	183	238	184	203
Colorado	23	20	41	95	99	56
Connecticut	172	136	145	138	173	153
Delaware	23	0	17	0	22	12
District of Columbia	13	17	0	0	13	9
Florida	9,869	10,114	10,372	11,221	10,744	10,464
Georgia	424	338	472	623	734	518
Hawaii	31	29	25	38	31	31
Idaho	0	0	0	0	0	0
Illinois	56	77	108	117	86	89
Indiana	60	20	46	63	76	53
Iowa	0	0	0	0	16	3
Kansas	0	19	0	45	13	15
Kentucky	70	59	56	69	78	66
Louisiana	0	18	0	0	0	4
Maine	20	29	34	32	34	30
Maryland	74	150	109	102	135	114
Massachusetts	201	177	221	285	277	232
Michigan	103	96	124	133	120	115
Minnesota	48	0	0	18	0	13
Mississippi	0	24	0	22	0	9
Missouri	20	86	0	17	21	29
Montana	0	0	0	0	0	0
Nebraska	0	24	0	0	0	5
Nevada	90	76	123	129	90	102
New Hampshire	42	25	42	97	55	52
New Jersey	187	192	116	145	147	157
New Mexico	0	0	17	26	0	9
New York	301	359	509	565	616	470
North Carolina	280	308	457	742	564	470
North Dakota	0	0	0	0	0	0

Section three –

OUT-MIGRATION from Volusia County, Florida–to other states

Number of people moving out of Volusia County, Florida 2002-2006

	2002	2003	2004	2005	2006	average '02-'06
Ohio	134	185	227	162	149	171
Oklahoma	0	0	0	22	0	4
Oregon	0	0	0	19	18	7
Pennsylvania	161	142	158	241	285	197
Rhode Island	28	0	41	18	40	25
South Carolina	191	233	288	294	341	269
South Dakota	0	0	0	0	0	0
Tennessee	193	168	225	496	377	292
Texas	227	225	241	320	352	273
Utah	0	0	0	0	0	0
Vermont	0	0	0	0	0	0
Virginia	131	120	144	172	104	134
Washington	14	30	40	45	120	50
West Virginia	0	0	19	20	0	8
Wisconsin	17	0	16	21	0	11
Wyoming	0	0	0	0	0	0
Other Flows	5,478	5,174	5,522	5,762	6,040	5,595
Total	18,984	19,035	20,349	22,774	22,310	20,690

Section three –

OUT-MIGRATION from Volusia County, Florida to other counties within Florida

Number of people moving from Volusia County, Florida 2002-2006

	2002	2003	2004	2005	2006	average '02-'06
Alachua	185	181	160	157	160	169
Baker	0	0	0	0	0	0
Bay	45	39	0	34	31	30
Bradford	0	0	0	0	0	0
Brevard	403	440	405	439	446	427
Broward	295	276	277	300	299	289
Calhoun	0	0	0	0	0	0
Charlotte	39	47	20	28	17	30
Citrus	55	65	63	58	59	60
Clay	88	75	103	130	111	101
Collier	59	46	41	39	39	45
Columbia	25	46	23	24	26	29
De Soto	0	0	0	0	0	0
Dixie	0	0	0	0	0	0
Duval	483	410	377	470	484	445
Escambia	44	56	42	54	40	47
Flagler	1,294	1,529	1,432	1,713	1,931	1,580
Franklin	0	0	0	0	0	0
Gadsden	0	0	0	0	0	0
Gilchrist	0	0	0	18	0	4
Glades	0	0	0	0	0	0
Gulf	0	0	0	0	0	0
Hamilton	0	0	0	0	0	0
Hardee	0	0	0	0	0	0
Hendry	0	0	0	0	0	0
Hernando	37	50	54	70	38	50
Highlands	23	21	21	32	22	24
Hillsborough	284	296	310	332	245	293
Holmes	0	0	0	0	0	0
Indian River	56	46	66	62	43	55
Jackson	0	0	0	0	0	0
Jefferson	0	0	0	0	0	0
Lafayette	0	0	0	0	0	0
Lake	550	619	615	782	661	645
Lee	126	85	159	121	119	122

Section three –

OUT-MIGRATION from Volusia County, Florida to other counties within Florida

Number of people moving from Volusia County, Florida 2002-2006

	2002	2003	2004	2005	2006	average '02-'06
Leon	99	122	110	136	123	118
Levy	0	0	18	18	0	7
Liberty	0	0	0	0	0	0
Madison	0	0	0	0	0	0
Manatee	56	77	65	86	72	71
Marion	214	232	251	308	189	239
Martin	42	37	44	25	30	36
Miami-Dade	162	198	175	197	219	190
Monroe	44	48	34	41	53	44
Nassau	0	19	21	31	23	19
Okaloosa	26	41	42	22	36	33
Okeechobee	0	0	0	0	0	0
Orange	1,334	1,318	1,507	1,452	1,423	1,407
Osceola	134	165	126	152	185	152
Palm Beach	241	244	245	207	226	233
Pasco	92	77	119	101	116	101
Pinellas	229	177	191	195	193	197
Polk	174	175	207	240	202	200
Putnam	195	265	199	262	238	232
St Johns	175	172	169	227	193	187
St Lucie	72	84	62	89	53	72
Santa Rosa	52	23	30	20	26	30
Sarasota	66	57	77	73	70	69
Seminole	2,184	2,071	2,263	2,221	2,093	2,166
Sumter	28	29	69	82	52	52
Suwannee	15	0	49	25	0	18
Taylor	0	0	0	0	0	0
Union	0	0	0	0	0	0
Wakulla	0	0	0	0	0	0
Walton	0	0	0	0	0	0
Washington	0	0	0	0	0	0
Other Flows	144	156	131	148	158	147
Totals	9,869	10,114	10,372	11,221	10,744	10,464

Section three –

OUT-MIGRATION from Volusia County, Florida to other location

Number of people moving from Volusia County, Florida– 2002

Other flows, different states	5,273	Allegheny County, Pennsylvania	55
Seminole County, Florida	2,184	Citrus County, Florida	55
Orange Count, Florida	1,334	San Diego County, California	55
Flagler County, Florida	1,294	Fairfax County, Virginia	52
Lake County, Florida	550	Harris County, Texas	52
Duval County, Florida	483	Santa Rosa County, Florida	52
Brevard County, Florida	403	Orange County, California	51
Broward County, Florida	295	Suffolk County, New York	50
Hillsborough County, Florida	284	Franklin County, Ohio	49
Palm Beach County, Florida	241	Wake County, North Carolina	49
Pinellas County, Florida	229	Mecklenburg County, North Carolina	48
Marion County, Florida	214	New Haven County, Connecticut	48
Outside of U.S., Foreign	205	Jefferson County, Kentucky	47
Putnam County, Florida	195	Worcester County, Massachusetts	46
Alachua County, Florida	185	Bay County, Florida	45
St Johns County, Florida	175	Ocean County, New Jersey	45
Polk County, Florida	174	Escambia County, Florida	44
Miami Dade County, Florida	162	Hartford County, Connecticut	44
Other Flows, Florida	144	Monroe County, Florida	44
Osceola County, Florida	134	Monroe County, New York	43
Lee County, Florida	126	Martin County, Florida	42
Leon County, Florida	99	Charlotte County, Florida	39
Pasco County, Florida	92	Hampden County, Massachusetts	37
Clay County, Florida	88	Hernando County, Florida	37
Cobb County, Georgia	78	Tarrant County Texas	37
Clark County, Nevada	75	Dallas County, Texas	36
Gwinnett County, Georgia	73	Fairfield County, Connecticut	36
St Lucie County, Florida	72	Pima County, Arizona	36
Sarasota County, Florida	66	Burlington County, New Jersey	35
Fulton County, Georgia	64	Chatham County, Georgia	35
Buncombe County, North Carolina	62	Knox County, Tennessee	35
De Kalb County, Georgia	61	Virginia Beach, Virginia	35
Maricopa County, Arizona	60	Beaufort County, South Carolina	33
Marion County, Indiana	60	Greenville County, South Carolina	32
Collier County, Florida	59	Hennepin County, Minnesota	32
Los Angeles County, California	59	Kings County, New York	32
Middlesex County, Massachusetts	59	Montgomery County, Pennsylvania	32
Cook County, Illinois	56	Blount County, Tennessee	31
Indian River County, Florida	56	Bronx County, New York	31
Manatee County, Florida	56	Honolulu County, Hawaii	31

Section three –

OUT-MIGRATION from Volusia County, Florida to other location

Number of people moving from Volusia County, Florida– 2002

Nassau County, New York	31	Cherokee County, Georgia	22
Bexar County, Texas	30	Dorchester County, South Carolina	22
Philadelphia County, Pennsylvania	30	Hillsborough County, New Hampshire	22
Wayne County, Michigan	30	Prince George's County, Maryland	22
Horry County, South Carolina	29	Henry County, Georgia	21
Macomb County, Michigan	28	Kent County, Michigan	21
Providence County, Rhode Island	28	Liberty County, Georgia	21
Sumter County, Florida	28	Loudoun County, Virginia	21
Anne Arundel County, Maryland	27	Macon County, North Carolina	21
Hudson County, New Jersey	27	Montgomery County, Ohio	21
Bell County, Texas	26	Rutherford County, Tennessee	21
Davidson County, Tennessee	26	Shelby County, Tennessee	21
Essex County, Massachusetts	26	Haywood County, North Carolina	20
Okaloosa County, Florida	26	Monmouth County, New Jersey	20
Orange County, New York	26	Queens County, New York	20
Clayton County, Georgia	25	Rockingham County, New Hampshire	20
Columbia County, Florida	25	St Louis County, Missouri	20
Cumberland County, North Carolina	25	York County, Maine	20
Hamilton County, Tennessee	25	Erie County, New York	19
Montgomery County, Maryland	25	Henderson County, North Carolina	19
New London County, Connecticut	25	Middlesex County, Connecticut	19
Onondaga County, New York	25	Barnstable County, Massachusetts	18
Berkeley County, South Carolina	24	Lehigh County, Pennsylvania	18
Cuyahoga County, Ohio	24	Riverside County, California	18
Lowndes County, Georgia	24	Sullivan County, Tennessee	18
Madison County, Alabama	24	Hamilton County, Ohio	17
Morris County, New Jersey	24	Milwaukee County, Wisconsin	17
New York County, New York	24	Dakota County, Minnesota	16
Oakland County, Michigan	24	Sevier County, Tennessee	16
Butler County Ohio	23	Charleston County, South Carolina	15
Collin County, Texas	23	Luzerne County, Pennsylvania	15
Denton County, Texas	23	Norfolk County, Massachusetts	15
El Paso County, Colorado	23	Suwannee County, Florida	15
Fayette County, Kentucky	23	Washoe County, Nevada	15
Highlands County, Florida	23	King County, Washington	14
New Castle County, Delaware	23	Middlesex County, New Jersey	14
Onslow County, North Carolina	23	District Of Columbia, District of Columbia	13
Prince William County, Virginia	23	Forsyth County, North Carolina	13
Spartanburg County, South Carolina	23	Richland County, South Carolina	13
Bergen County, New Jersey	22	Delaware County, Pennsylvania	11
		Total	18,984

Section three –

OUT-MIGRATION from Volusia County, Florida to other location

Number of people moving from Volusia County, Florida– 2003

Other flows, different states	4,957	Davidson County, Tennessee	50
Seminole County, Florida	2,071	Greenville County, South Carolina	50
Flagler County, Florida	1,529	Gwinnett County, Georgia	50
Orange County, Florida	1,318	Hernando County, Florida	50
Lake County, Florida	619	Allegheny County, Pennsylvania	48
Brevard County, Florida	440	Monroe County, Florida	48
Duval County, Florida	410	Wake County, North Carolina	48
Hillsborough County, Florida	296	Worcester County, Massachusetts	48
Broward County, Florida	276	Charlotte County, Florida	47
Putnam County, Florida	265	Franklin County, Ohio	47
Palm Beach County, Florida	244	Kings County, New York	47
Marion County, Florida	232	Collier County, Florida	46
Outside of U.S., Foreign	217	Columbia County, Florida	46
Miami-Dade County, Florida	198	Indian River County, Florida	46
Alachua County, Florida	181	Cumberland County, North Carolina	44
Pinellas County, Florida	177	Jefferson County, Kentucky	44
Polk County, Florida	175	Cobb County, Georgia	43
St Johns County, Florida	172	Wayne County, Michigan	43
Osceola County, Florida	165	New Haven County, Connecticut	42
Other Flows, Florida	156	Anne Arundel County, Maryland	41
Leon County, Florida	122	Lexington County, South Carolina	41
Lee County, Florida	85	Okaloosa County, Florida	41
St Lucie County, Florida	84	St Louis County, Missouri,	40
Cook County, Illinois	77	Bay County, Florida	39
Manatee County, Florida	77	Fairfax County, Virginia	39
Pasco County, Florida	77	Hartford County, Connecticut	39
Clark County, Nevada	76	Tarrant County, Texas	39
Suffolk County, New York	76	Martin County, Florida	37
Clay County, Florida	75	Burlington County, New Jersey	36
Los Angeles County, California	75	Oakland County, Michigan	36
San Diego County, California	69	Buncombe County, North Carolina	35
Mecklenburg County, North Carolina	67	Onslow County, North Carolina	35
Citrus County, Florida	65	Pima County, Arizona	34
Maricopa County, Arizona	64	Horry County, South Carolina	33
Fulton County, Georgia,	63	Nassau County, New York	33
Harris County, Texas	58	Denton County, Texas	32
Sarasota County, Florida	57	New London County, Connecticut	32
De Kalb County, Georgia	56	Riverside County, California	32
Escambia County, Florida	56	Guilford County, North Carolina	31
Baltimore County, Maryland	52	Iredell County, North Carolina	31

Section three –

OUT-MIGRATION from Volusia County, Florida to other location

Number of people moving from Volusia County, Florida– 2003

Montgomery County, Maryland	31	Blount County, Tennessee	21
Montgomery County, Ohio	31	Clayton County, Georgia	21
Ocean County, New Jersey	31	Highlands County, Florida	21
Philadelphia County, Pennsylvania	31	Licking County, Ohio	21
King County, Washington	30	Mercer County, New Jersey	21
San Bernardino County, California	30	Mobile County, Alabama	21
Bristol County, Massachusetts	29	Atlantic County, New Jersey	20
Cumberland County, Maine	29	Bergen County, New Jersey	20
Honolulu County, Hawaii	29	Cuyahoga County, Ohio	20
Onondaga County, New York	29	Larimer County, Colorado	20
Sumter County, Florida	29	Marion County, Indiana	20
Bexar County, Texas	28	Norfolk County, Massachusetts	20
Erie County, New York	28	York County, Pennsylvania	20
Hamilton County, Ohio	28	Jefferson County, New York	19
Collin County, Texas	27	Johnson County, Kansas	19
Loudoun County, Virginia	27	Monroe County, New York	19
New York County, New York	27	Nassau County, Florida	19
Anderson County, South Carolina	26	Northampton County, Pennsylvania	19
Liberty County, Georgia	26	Florence County, Florida	18
Middlesex County, Massachusetts	26	Jefferson County, Alabama	18
Prince George's County, Maryland	26	Jefferson Parish, Louisiana	18
Prince William County, Virginia	26	Cabarrus County, North Carolina	17
Shelby County, Tennessee	26	Cherokee County, Georgia	17
Dallas County, Texas	25	District Of Columbia	17
Hillsborough County, New Hampshire	25	Dutchess County, New York	17
Knox County, Tennessee	25	Macomb County, Michigan	17
Middlesex County, New Jersey	25	Morris County, New Jersey	17
Westchester County, New York	25	Bell County, Texas	16
Douglas County, Nebraska	24	Charleston County, South Carolina	16
Hamilton County, Tennessee	24	Clermont County, Ohio	16
Harrison County, Mississippi	24	Muscogee County, Georgia	16
Plymouth County, Massachusetts	24	Richland County, South Carolina	16
Queens County, New York	24	Essex County, Massachusetts	15
St Charles County, Missouri	24	Fayette County, Kentucky	15
Camden County, Georgia	23	Oneida County, New York	15
Chatham County, Georgia	23	Suffolk County, Massachusetts	15
Fairfield County, Connecticut	23	Chesterfield County, Virginia	14
Santa Rosa County, Florida	23	Norfolk County, Virginia	14
Butler County, Ohio	22	Beaufort County, South Carolina	13
Jackson County, Missouri	22		
Luzerne County, Pennsylvania	22	Total	19,035
Montgomery County, Pennsylvania	22		
Orange County, California	22		
Passaic County, New Jersey	22		
Sevier County, Tennessee	22		

Section three –

OUT-MIGRATION from Volusia County, Florida to other location

Number of people moving from Volusia County, Florida– 2004

Other flows, different state	5,305	St Lucie County, Florida	62
Seminole County, Florida	2,263	Harris County, Texas	58
Orange County, Florida	1,507	Greenville County, South Carolina	57
Flagler County, Florida	1,432	Hernando County, Florida	54
Lake County, Florida	615	San Diego County, California	53
Brevard County, Florida	405	Franklin County, Ohio	52
Duval County, Florida	377	Allegheny County, Pennsylvania	51
Hillsborough County, Florida	310	Bronx County, New York	51
Broward County, Florida	277	Los Angeles County, California	51
Marion County, Florida	251	Wake County, North Carolina	50
Palm Beach County, Florida	245	Suwannee County, Florida	49
Outside of U.S., Foreign	217	Marion County, Indiana	46
Polk County, Florida	207	Worcester County, Massachusetts	45
Putnam County, Florida	199	Martin County, Florida	44
Pinellas County, Florida	191	New Haven County, Connecticut	43
Miami Dade County, Florida	175	Escambia County, Florida	42
St Johns County, Florida	169	Fairfax County, Virginia	42
Alachua County, Florida	160	Okaloosa County, Florida	42
Lee County, Florida	159	Collier County, Florida	41
Other Flows , Same State	131	El Paso County, Colorado	41
Osceola County, Florida	126	Erie County, New York	41
Pasco County, Florida	119	Hamilton County, Tennessee	41
Mecklenburg County, North Carolina	111	Hartford County, Connecticut	41
Leon County, Florida	110	Bexar County, Texas	40
Clark County, Nevada	104	Dallas County, Texas	40
York County, South Carolina	104	Davidson County, Tennessee	40
Clay County, Florida	103	Queens County, New York	39
Cook County, Illinois	91	Cuyahoga County, Ohio	38
Sarasota County, Florida	77	Guilford County, North Carolina	38
Gwinnett County, Georgia	73	Jefferson County, Kentucky	38
Cobb County, Georgia	70	Beaufort County, South Carolina	37
De Kalb County, Georgia	70	Knox County, Tennessee	37
Kings County, New York	69	Montgomery County, Ohio	37
Maricopa County, Arizona	69	Middlesex County, Massachusetts	36
Suffolk County, New York	69	New London County, Connecticut	36
Sumter County, Florida	69	New York County, New York	36
Indian River County, Florida	66	Nassau County, New York	35
Manatee County, Florida	65	Philadelphia County, Pennsylvania	35
Fulton County, Georgia	64	Tarrant County, Texas	35
Citrus County, Florida	63	Wayne County, Michigan	35

Section three –

OUT-MIGRATION from Volusia County, Florida to other location

Number of people moving from Volusia County, Florida– 2004

Buncombe County, North Carolina	34	Washington County, Maryland	24
Monroe County, Florida	34	Columbia County, Florida	23
Monroe County, New York	34	Glynn County, Georgia	23
Oakland County, Michigan	34	King County, Washington	23
Macomb County, Michigan	33	Loudoun County, Virginia	23
Butler County, Ohio	32	Sevier County, Tennessee	23
Madison County, Alabama	31	Westchester County, New York	23
Anne Arundel County, Maryland	30	Genesee County, Michigan	22
Baltimore County, Maryland	30	Haywood County, North Carolina	22
Santa Rosa County, Florida	30	Monmouth County, New Jersey	22
Hampden County, Massachusetts	29	Ocean County, New Jersey	22
Virginia Beach, Virginia	29	Highlands County, Florida	21
Bell County, Texas	28	Kern County, California	21
Charleston County, South Carolina	28	Lexington County, South Carolina	21
Cumberland County, Tennessee	28	Montgomery County, Tennessee	21
Henderson County, North Carolina	28	Nassau County, Florida	21
Bergen County, New Jersey	27	Orange County, California	21
Cabarrus County, North Carolina	27	Stark County, Ohio	21
Cherokee County, Georgia	27	Charlotte County, Florida	20
Henry County, Georgia	27	Hall County, Georgia	20
Hillsborough County, New Hampshire	27	Hamilton County, Ohio	20
Summit County, Ohio	27	Hampshire County, Massachusetts	20
Chatham County, Georgia	26	Jefferson County, New York	20
Cumberland County, North Carolina	26	Lee County, Alabama	20
Houston County, Georgia	26	Onslow County, North Carolina	20
Middlesex County, New Jersey	26	Union County, Georgia	20
Fairfield County, Connecticut	25	Bristol County, Massachusetts	19
Honolulu County, Hawaii	25	Dutchess County, New York	19
Jefferson County, Alabama	25	Essex County, Massachusetts	19
Montgomery County, Maryland	25	Forsyth County, North Carolina	19
Norfolk County, Massachusetts	25	Hudson County, New Jersey	19
Union County North Carolina	25	Kanawha County, West Virginia	19
York County, Pennsylvania	25	Oneida County, New York	19
Denton County, Texas	24	Prince William County, Virginia	19
Horry County, South Carolina	24	Sacramento County, California	19
Mobile County, Alabama	24	Washoe County, Nevada	19
Pima County, Arizona	24	Baldwin County, Alabama	18
Providence County, Rhode Island	24	Christian County, Kentucky	18
Rutherford County, North Carolina	24	Levy County, Florida	18
Saratoga County, New York	24	Loudon County, Tennessee	18

Section three –

OUT-MIGRATION from Volusia County, Florida to other location

Number of people moving from Volusia County, Florida– 2004

Macon County, North Carolina	18	Milwaukee County, Wisconsin	16
San Bernardino County, California	18	Montgomery County, Pennsylvania	16
Bernalillo County, New Mexico	17	Travis County, Texas	16
Cumberland County, Maine	17	Catawba County, North Carolina	15
Kennebec County, Maine	17	Strafford County, New Hampshire	15
Kent County, Rhode Island	17	Suffolk County, Massachusetts	15
Lehigh County, Pennsylvania	17	Bucks County, Pennsylvania	14
New Castle County, Delaware	17	Chesterfield County, Virginia	14
Norfolk, Virginia	17	Schenectady County, New York	14
Pierce County, Washington	17	Plymouth County, Massachusetts	13
Richland County, South Carolina	17	Muscogee County, Georgia	10
Will County, Illinois	17		
Wilson County, Tennessee	17		
Broome County, New York	16	Total	20,349
Clayton County, Georgia	16		

Section three –

OUT-MIGRATION from Volusia County, Florida to other location

Number of people moving from Volusia County, Florida– 2005

Other flows, different states	5,592	Forsyth County, North Carolina	63
Seminole County, Florida	2,221	Indian River County Florida	62
Flagler County, Florida	1,713	Los Angeles County California	60
Orange County, Florida	1,452	Hillsborough County, New Hampshire	59
Lake County, Florida	782	Citrus County, Florida	58
Duval County, Florida	470	Allegheny County, Pennsylvania	57
Brevard County, Florida	439	San Diego County, California	56
Hillsborough County, Florida	332	Queens County, New York	56
Marion County, Florida	308	Hartford County, Connecticut	56
Broward County, Florida	300	Knox County, Tennessee	55
Putnam County, Florida	262	Wake County, North Carolina	54
Polk County, Florida	240	Escambia County, Florida	54
St Johns County, Florida	227	Middlesex County, Massachusetts	52
Palm Beach County, Florida	207	Blount County, Tennessee	52
Miami Dade County, Florida	197	Sevier County, Tennessee	51
Pinellas County, Florida	195	Henry County, Georgia	51
Outside of U.S., Foreign	170	De Kalb County, Georgia	51
Alachua County, Florida	157	Davidson County, Tennessee	50
Osceola County Florida	152	Chatham County, Georgia	49
Other Flows, Florida	148	Worcester County, Massachusetts	48
Leon County, Florida	136	Virginia Beach, Virginia	47
Maricopa County, Arizona	131	Kings County, New York	46
Clay County, Florida	130	Buncombe County, North Carolina	46
Lee County, Florida	121	Wayne County, Michigan	44
Clark County, Nevada	115	New Haven County, Connecticut	43
Pasco County, Florida	101	Marion County, Indiana	43
Mecklenburg County, North Carolina	101	Shelby County, Tennessee	42
Gwinnett County, Georgia	94	Macomb County, Michigan	42
St Lucie County, Florida	89	Monroe County, Florida	41
Manatee County, Florida	86	El Paso County, Colorado	41
Greenville County, South Carolina	86	Collin County, Texas	41
Suffolk County, New York	83	Orange County, California	40
Fulton County, Georgia	83	New York County, New York	40
Sumter County, Florida	82	Cumberland County, North Carolina	40
Cook County, Illinois	77	Catawba County, North Carolina	40
Sarasota County, Florida	73	Franklin County, Ohio	39
Harris County, Texas	73	Collier County, Florida	39
Hernando County Florida	70	Honolulu County, Hawaii	38
Cobb County Georgia	68	Hampden County, Massachusetts	38
Tarrant County, Texas	64	Fairfax County, Virginia	38

Section three –

OUT-MIGRATION from Volusia County, Florida to other location

Number of people moving from Volusia County, Florida– 2005

Erie County, New York	38	Jefferson County, Alabama	29
Beaufort County, South Carolina	38	Union County, North Carolina	28
Riverside County, California	37	Rutherford County, Tennessee	28
Onslow County, North Carolina	37	Hamilton County, Tennessee	28
Jefferson County, Kentucky	37	Hall County, Georgia	28
Haywood County, North Carolina	37	Charlotte County, Florida	28
Cherokee County, Georgia	37	York County, South Carolina	27
Washington County, Tennessee	36	Paulding County, Georgia	27
Saratoga County, New York	36	Ocean County, New Jersey	27
Jefferson County, Tennessee	36	Niagara County, New York	27
Travis County, Texas	35	Dallas County, Texas	27
Spartanburg County, South Carolina	35	Sacramento County, California	26
Bronx County, New York	35	Norfolk County, Massachusetts	26
Bexar County, Texas	35	Iredell County, North Carolina	26
Sullivan County, Tennessee	34	Clayton County, Georgia	26
Plymouth County, Massachusetts	34	Burlington County, New Jersey	26
Oakland County, Michigan	34	Bucks County, Pennsylvania	26
Bay County, Florida	34	Bernalillo County, New Mexico	26
Guilford County, North Carolina	33	Suwannee County, Florida	25
Cherokee County, North Carolina	33	Prince George's County, Maryland	25
Madison County, Alabama	32	Montgomery County, Pennsylvania	25
Highlands County, Florida	32	Martin County, Florida	25
Henderson County, North Carolina	32	Horry County, South Carolina	25
Fayette County, Kentucky	32	Durham County, North Carolina	25
Cumberland County, Maine	32	Denton County, Texas	25
Cumberland County, Tennessee	32	Barnstable County, Massachusetts	25
Richmond County, Georgia	31	Westchester County, New York	24
Oswego County, New York	31	Rockdale County, Georgia	24
Nassau County, Florida	31	New London County, Connecticut	24
Lexington County, South Carolina	31	Cuyahoga County, Ohio	24
Johnson County, Kansas	31	Columbia County, Florida	24
Cabarrus County, North Carolina	31	Rockingham County, New Hampshire	23
Anne Arundel County, Maryland	31	Onondaga County, New York	23
Philadelphia County, Pennsylvania	30	Montgomery County, Ohio	23
Essex County, Massachusetts	30	Montgomery County, Maryland	23
Bergen County, New Jersey	30	King County, Washington	23
Rutherford County, North Carolina	29	Harford County, Maryland	23
Monroe County, New York	29	Tulsa County, Oklahoma	22
Lancaster County, Pennsylvania	29	Prince William County, Virginia	22
Johnston County, North Carolina	29	Pierce County, Washington	22

Section three –

OUT-MIGRATION from Volusia County, Florida to other location

Number of people moving from Volusia County, Florida– 2005

Okaloosa County, Florida	22	Gilchrist County Florida	18
Nassau County, New York	22	Chester County, Pennsylvania	18
Lehigh County, Pennsylvania	22	Butler County, Ohio	18
Hudson County, New Jersey	22	Oconee County, South Carolina	17
Harrison County Mississippi	22	Larimer County, Colorado	17
Greene County, Ohio	22	Jackson County, Missouri	17
Gaston County, North Carolina	22	Greene County, Tennessee	17
Monmouth County, New Jersey	21	Ulster County, New York	16
Milwaukee County, Wisconsin	21	Suffolk County, Massachusetts	16
Jefferson County, Colorado	21	Richland County, South Carolina	16
Henrico County, Virginia	21	Denver County, Colorado	16
Hamilton County, Ohio	21	Delaware County, Pennsylvania	16
Du Page County, Illinois	21	Berkshire County, Massachusetts	16
Chautauqua County, New York	21	Summit County, Ohio	15
Williamson County, Texas	20	Roanoke County, Virginia	15
Santa Rosa County, Florida	20	Lowndes County, Georgia	15
Mongomery County, Tennessee	20	Fairfield County, Connecticut	15
Kanawha County, West Virginia	20	Belknap County, New Hampshire	15
Glynn County, Georgia	20	Anderson County, Tennessee	15
Allen County, Indiana	20	Alexandria, Virginia	15
Washington County, Oregon	19	Washoe County, Nevada	14
San Bernardino County, California	19	Sedwick County, Kansas	14
Pima County, Arizona	19	Norfolk, Virginia	14
Passaic County, New Jersey	19	Ingham County, Michigan	13
Orange County, New York	19	Yavapai County, Arizona	11
Oneida County, New York	19		
Lake County, Illinois	19	Total	22,774
Houston County, Georgia	19		
Charleston County, South Carolina	19		
York County, Pennsylvania	18		
Providence County, Rhode Island	18		
Mcdowell County, North Carolina	18		
Macon County, North Carolina	18		
Levy County, Florida	18		
Hennepin County, Minnesota	18		

Section three –

OUT-MIGRATION from Volusia County, Florida to other location

Number of people moving from Volusia County, Florida– 2006

Other flows, different states	5,858	Middlesex County, Massachusetts	59
Seminole County, Florida	2,093	El Paso County, Colorado	57
Flagler County, Florida	1,931	New Haven County, Connecticut	57
Orange County, Florida	1,423	Bronx County, New York	57
Lake County, Florida	661	Monroe County, Florida	53
Duval County, Florida	484	St Lucie County Florida	53
Brevard County, Florida	446	Franklin County Ohio	53
Broward County, Florida	299	Lexington County, South Carolina	53
Hillsborough County, Florida	245	Sumter County, Florida	52
Putnam County, Florida	238	Queens County, New York	52
Palm Beach County, Florida	226	Philadelphia County, Pennsylvania	52
Miami Dade County, Florida	219	Chatham County, Georgia	51
Polk County, Florida	202	De Kalb County, Georgia	51
Pinellas County, Florida	193	Allegheny County Pennsylvania	51
St Johns County, Florida	193	Fairfax County, Virginia	51
Marion County, Florida	189	Sevier County, Tennessee	49
Osceola County, Florida	185	Hampden County, Massachusetts	48
Outside of U.S., Foreign	182	Marion County, Indiana	47
Alachua County, Florida	160	Kings County, New York	47
Other Flows, Florida	158	Blount County, Tennessee	47
Leon County, Florida	123	Guilford County, New York	45
Mecklenburg County, North Carolina	121	Pima County, Arizona	45
Lee County, Florida	119	Monroe County, New York	44
Pasco County, Florida	116	Hartford County, Connecticut	43
Clay County, Florida	111	Indian River County, Florida	43
Gwinnett County, Georgia	111	Dallas County, Texas	43
Harris County, Texas	92	King County, Washington	43
Clark County, Nevada	90	Buncombe County, North Carolina	42
Suffolk County, New York	84	Jefferson County, Kentucky	42
Fulton County, Georgia	83	Hamilton County, Tennessee	42
Wake County, North Carolina	75	Knox County, Tennessee	42
San Francisco County, California	74	Coweta County, Georgia	41
Manatee County, Florida	72	Bexar County, Texas	41
Sarasota County, Florida	70	Fairfield County, Connecticut	40
Cobb County, Georgia	68	Escambia County, Florida	40
Maricopa County, Arizona	65	Houston County, Georgia	40
Cook County, Illinois	65	Wayne County, Michigan	40
Los Angeles County California	63	Onslow County, North Carolina	40
Greenville County, South Carolina	62	Providence County, Rhode Island	40
Citrus County, Florida	59	Snohomish County, Washington	40

Section three –

OUT-MIGRATION from Volusia County, Florida to other location

Number of people moving from Volusia County, Florida– 2006

Collier County, Florida	39	Hamilton County, Indiana	29
Hernando County, Florida	38	Richland County, South Carolina	29
Nassau County, New York	38	Cumberland County, Tennessee	29
Hillsborough County, New Hampshire	37	Rutherford County, Tennessee	29
Erie County, New York	37	Montgomery County, Maryland	28
Gaston County, North Carolina	37	Bradley County, Tennessee	28
Okaloosa County, Florida	36	Jefferson County, Tennessee	28
Ocean County, New Jersey	36	Forsyth County, North Carolina	27
Davidson County, Tennessee	36	Boulder County, Colorado	27
Cherokee County, Georgia	35	Charleston County, South Carolina	27
Worcester County, Massachusetts	35	Shelby County, Tennessee	27
Beaufort County, South Carolina	35	Columbia County, Florida	26
Spartanburg County, South Carolina	35	Santa Rosa County, Florida	26
Denton County, Texas	34	Lowndes County, Georgia	26
New London County, Connecticut	33	Delaware County, Pennsylvania	26
Henry County, Georgia	33	Kent County, Michigan	25
Newton County, Georgia	33	Madison County, Alabama	24
York County, South Carolina	33	Anne Arundel County, Maryland	24
Tarrant County, Texas	33	Westchester County, New York	24
Virginia Beach, Virginia	33	Nassau County, Florida	23
Bristol County, Massachusetts	32	Clayton County, Georgia	23
Essex County, Massachusetts	32	Dutchess County, New York	23
Suffolk County, Massachusetts	32	Jefferson County, New York	23
New York County, New York	32	Niagara County, New York	23
Montgomery County, Pennsylvania	32	Onondaga County, New York	23
Bay County, Florida	31	Cuyahoga County, Ohio	23
Baltimore County, Maryland	31	Horry County, South Carolina	23
Honolulu County, Hawaii	31	Houston County, Alabama	22
Broome County, New York	31	Kent County, Delaware	22
Haywood County, North Carolina	31	Highlands County, Florida	22
Union County, North Carolina	31	Gilmer County, Georgia	22
Anderson County, South Carolina	31	Union County, Georgia	22
Martin County, Florida	30	Plymouth County, Massachusetts	22
Douglas County, Georgia	30	Camden County, New Jersey	22
Bergen County, New Jersey	30	Oneida County, New York	22
Westmoreland County, Pennsylvania	30	Orange County, New York	22
Travis County, Texas	30	New Hanover County, North Carolina	22
Cabarrus County, North Carolina	29	Northampton County, Pennsylvania	22
Cumberland County, North Carolina	30	Collin County, Texas	22
Forsyth County, Georgia	29	Orange County, California	21

Section three –

OUT-MIGRATION from Volusia County, Florida to other location

Number of people moving from Volusia County, Florida– 2006

Du Page County, Illinois	21	Baltimore City, Maryland	16
Prince George's County, Maryland	21	Genesee County, Michigan	16
Oakland County, Michigan	21	Saratoga County, New York	16
Jackson County, Missouri	21	Henderson County, North Carolina	16
Atlantic County, New Jersey	21	Denver County, Colorado	15
Lancaster County, Pennsylvania	21	Frederick County, Maryland	15
Paulding County, Georgia	20	Trumbull County, Ohio	15
Hardin, Kentucky	20	Bucks County, Pennsylvania	14
Hamilton County, Ohio	20	District Of Columbia	13
Berks County, Pennsylvania	20	Sedgwick County, Kansas	13
Sullivan County, Tennessee	20	Berkeley County, South Carolina	13
Bell County, Texas	20	San Diego County, California	10
Prince William County, Virginia	20		
Pierce County, Washington	20		
Hudson County, New Jersey	19	Total	22,310
Monmouth County, New Jersey	19		
Butler County, Ohio	19		
Summit County, Ohio	19		
Fort Bend County, Texas	19		
Macomb County, Michigan	18		
Craven County, North Carolina	18		
Rockingham County, New Hampshire	18		
Albany County, New York	18		
Washington County, Oregon	18		
Montgomery County Texas	18		
Charlotte County, Florida	17		
Cumberland County, Maine	17		
Kennebec County, Maine	17		
Norfolk County, Massachusetts	17		
York County, Pennsylvania	17		
Kitsap County, Washington	17		
Riverside County, California	16		
Bibb County, Georgia	16		
Linn County, Iowa	16		
Fayette County, Kentucky	16		