



Demographic Profile:

Daytona Beach

City Area: 69 square miles

City Hall: 301 S. Ridgewood Avenue

Daytona Beach, FL 32114

386-671-8120 | www.codb.us



Photo credit: City of Daytona Beach

DAYTONA BEACH	2010 Census	2021 Estimate	11 Year Comparison	2026 Projected
Population	61,630	74,015	16.7%	80,255
Households	27,577	32,475	15.1%	35,247
Families	12,783	15,147	15.6%	16,385
Average Household Size	2.05	2.10	2.4%	2.11
Owner Occupied Housing Units	12,623	14,336	11.9%	15,690
Renter Occupied Housing Units	14,954	18,139	17.6%	19,557
Median Age	39.6	41.6	4.8%	42.1

Per Capita

Income: \$25,346



Average Household

Income: \$56,184

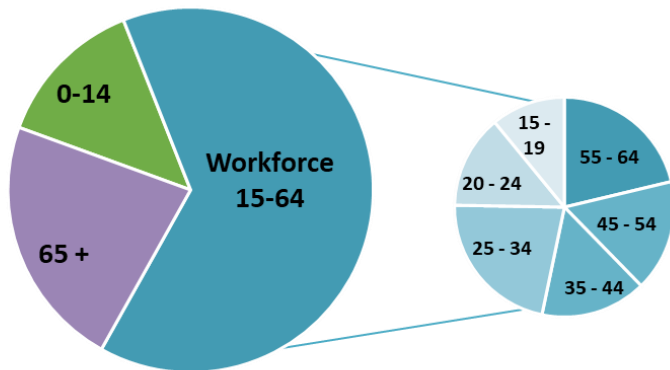


Average Home

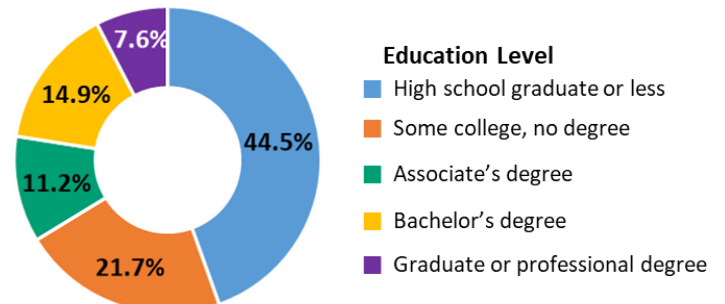
Value: \$228,245



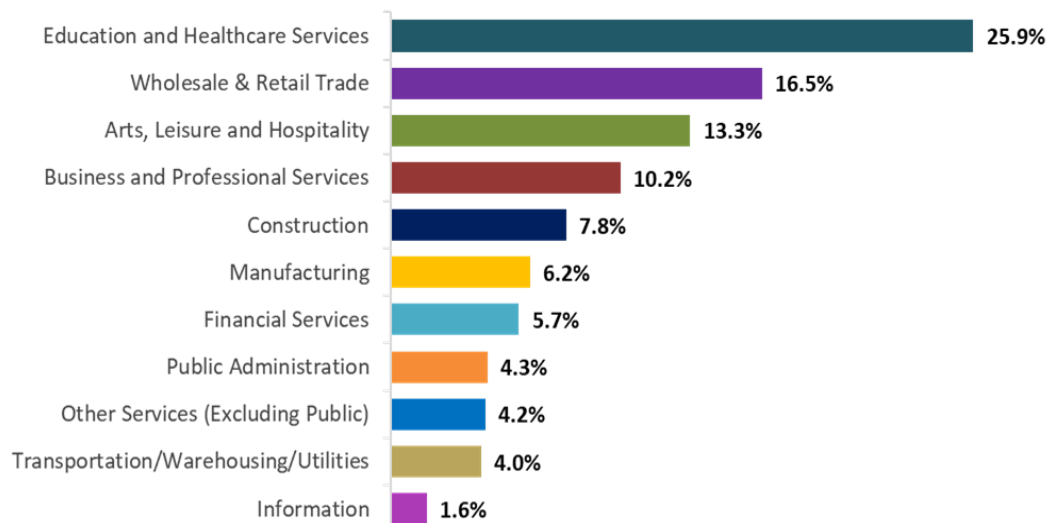
Population by Age



Education Attainment (Population 25 years and over)



Labor Force by Industry



Age Range	Percent of Population
0-14	13.4%
15-19	7.0%
20 - 24	8.9%
25 - 34	13.9%
35 - 44	10.2%
45 - 54	10.4%
55 - 64	13.4%
65 +	22.8%