



Demographic Profile: Edgewater

City Area: 24.7 square miles

City Hall: 104 N. Riverside Drive

Edgewater, FL 32132

386-424-2400 | www.cityofedgewater.org



Photo credit: City of Edgewater

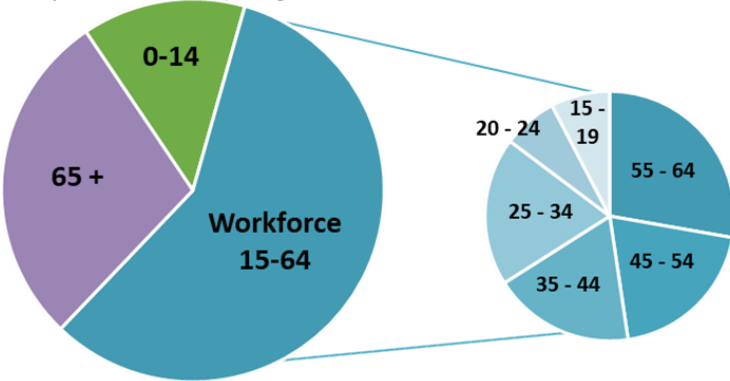
EDGEWATER	2010 Census	2021 Estimate	11 Year Comparison	2026 Projected
Population	21,539	22,894	5.9%	23,602
Households	9,205	9,746	5.6%	10,030
Families	6,126	6,414	4.5%	6,594
Average Household Size	2.34	2.35	0.4%	2.35
Owner Occupied Housing Units	7,412	7,539	1.7%	7,869
Renter Occupied Housing Units	1,793	2,207	18.8%	2,161
Median Age	47.4	50.4	6.0%	50.8

Per Capita Income: \$28,871

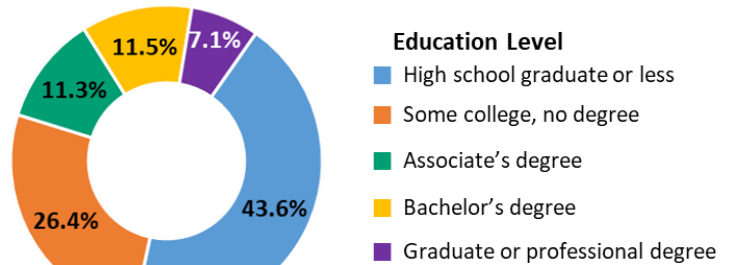
Average Household Income: \$68,118

Average Home Value: \$271,308

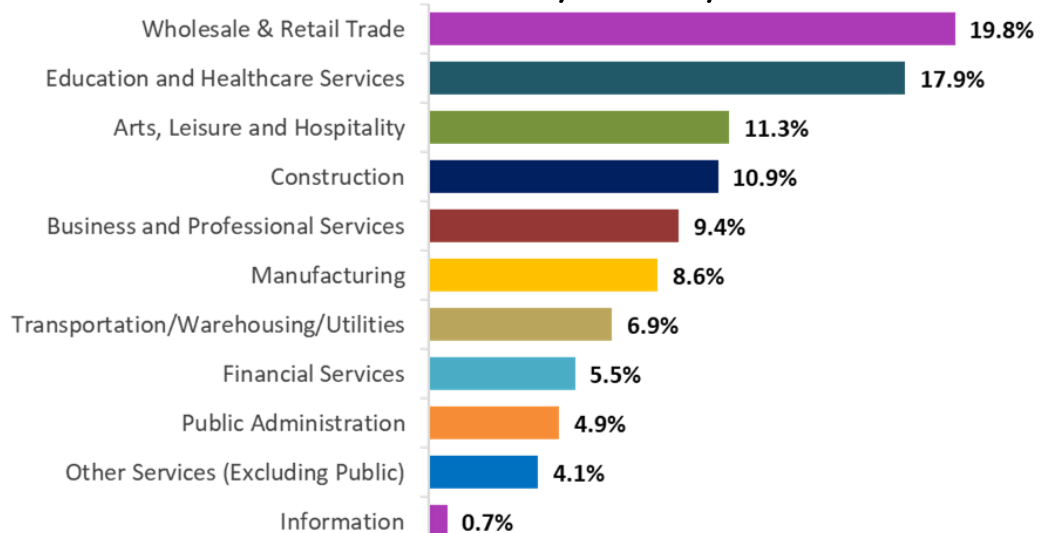
Population by Age



Education Attainment (Population 25 years and over)



Labor Force by Industry



Age Range	Percent of Population
0-14	14%
15-19	4%
20 - 24	4%
25 - 34	11%
35 - 44	11%
45 - 54	11%
55 - 64	16%
65 +	28%

Visuals created by: Volusia County Economic Development. Data sources: US Census, Census 2010 Summary File 1. Esri forecasts for 2021 and 2026, U.S. Census American Community Survey 5-year estimate 2020, Zillow Home Value Index (ZHVI) – Single Family Home Typical Home Value