

Daytona Beach Demographic Profile



City Area: 69 square miles
City Hall: 301 S. Ridgewood Avenue
 Daytona Beach, FL 32114
 386-671-8400 | www.codb.us



Photo credit: City of Daytona Beach

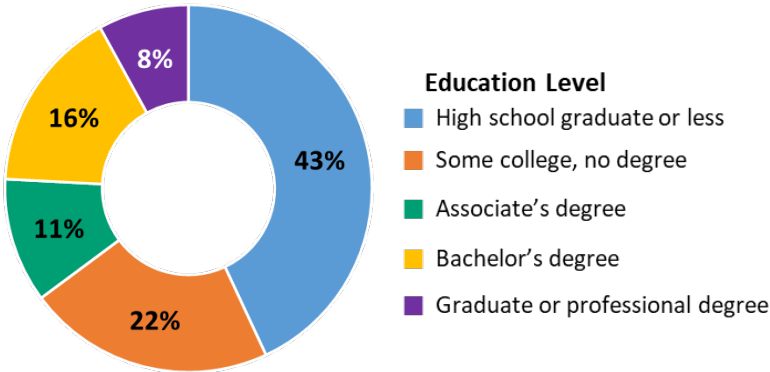
DAYTONA BEACH	2010 Census	2022 Estimate	12 Year Comparison	2027 Projected
Population	63,377	75,994	19.9%	78,683
Households	27,801	32,707	17.6%	33,940
Families	12,984	15,233	17.3%	15,852
Average Household Size	2.06	2.10	1.9%	2.11
Owner Occupied Housing Units	12,728	15,304	20.2%	16,359
Renter Occupied Housing Units	15,073	17,403	15.5%	17,581
Median Age	39.6	40.7	2.8%	41.7

Per Capita Income:
\$28,915

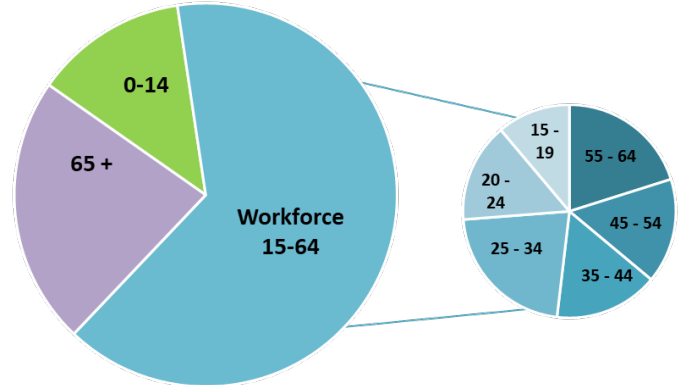
Average Household Income: \$64,821

Average Home Value: \$266,571

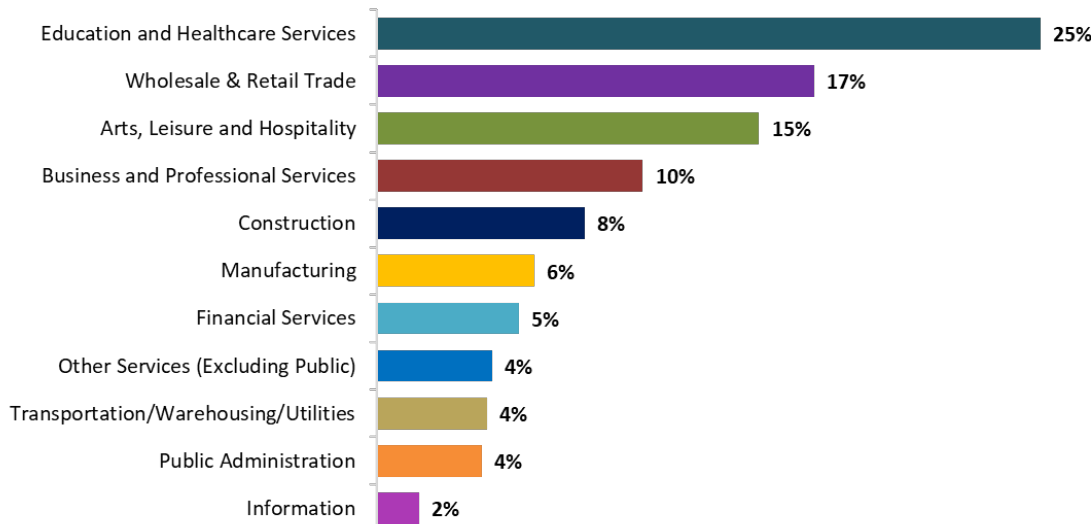
Education Attainment (Population 25 years and over)



Population by Age



Civilian Labor Force by Industry



Age Range	Percent of Population
0-14	13%
15-19	7%
20 - 24	10%
25 - 34	14%
35 - 44	10%
45 - 54	10%
55 - 64	13%
65 +	23%