

Edgewater Demographic Profile



City Area: 24.7 square miles
City Hall: 104 N. Riverside Dr.
 Edgewater, FL 32132
 386-424-2400 | www.cityofedgewater.org



Photo credit: City of Edgewater

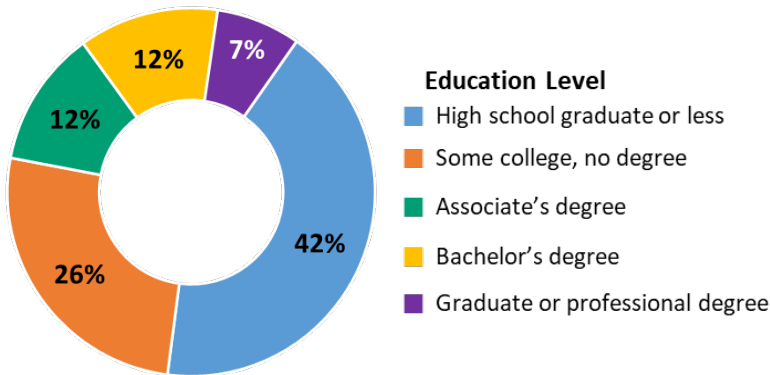
EDGEWATER	2010 Census	2022 Estimate	12 Year Comparison	2027 Projected
Population	22,184	23,463	5.8%	23,954
Households	9,567	10,095	5.5%	10,322
Families	6,368	6,606	3.7%	6,742
Average Household Size	2.32	2.26	-2.6%	2.25
Owner Occupied Housing Units	7,733	8,078	4.5%	8,322
Renter Occupied Housing Units	1,834	2,017	10.0%	2,000
Median Age	47.9	51.3	7.1%	52.3

Per Capita Income:
\$32,498

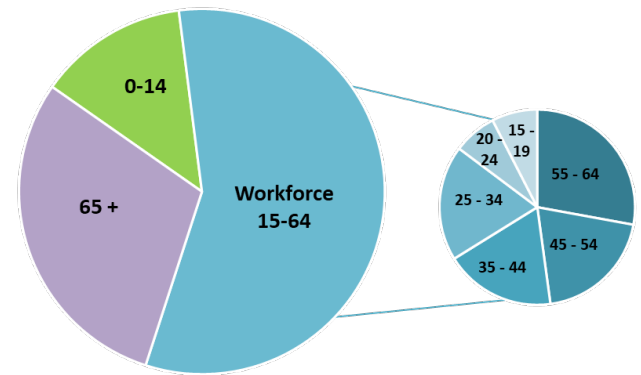
Average Household Income: \$75,681

Average Home Value: \$285,222

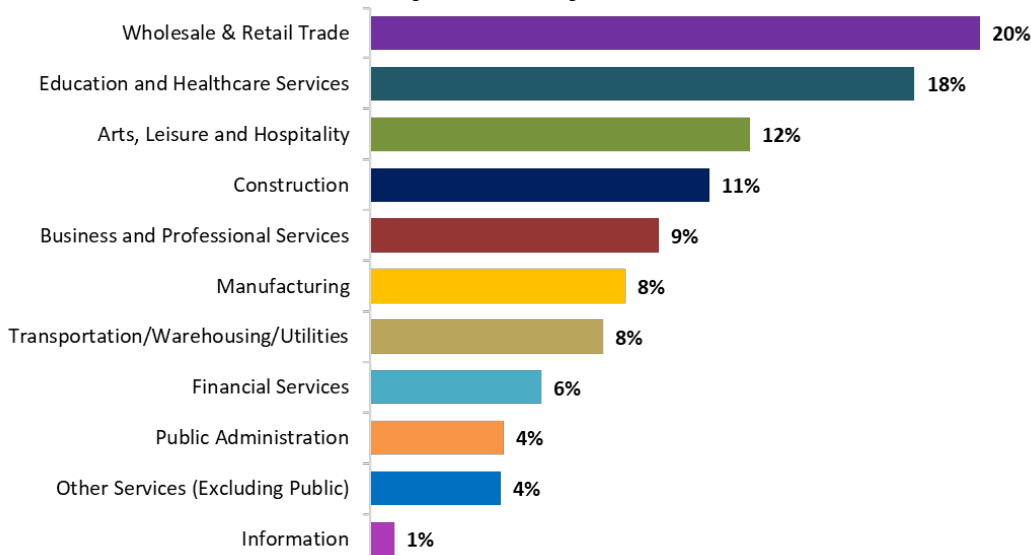
Education Attainment (Population 25 years and over)



Population by Age



Civilian Labor Force by Industry



Age Range	Percent of Population
0-14	13%
15-19	4%
20 - 24	4%
25 - 34	11%
35 - 44	10%
45 - 54	11%
55 - 64	16%
65 +	30%

Visuals created by: Volusia County Economic Development. Sources: US Census, Census 2010 Summary File 1. Esri forecasts for 2022 and 2027, U.S. Census American Community Survey 5-year estimate 2021, Zillow Home Value Index (ZHVI) – Single Family Home Typical Home Value Average