

South Daytona Demographic Profile



City Area: 5 square miles
City Hall: 1672 Ridgewood Ave.
 South Daytona, FL 32129
 386-322-3000 | www.southdaytona.org



Photo credit: City of South Daytona

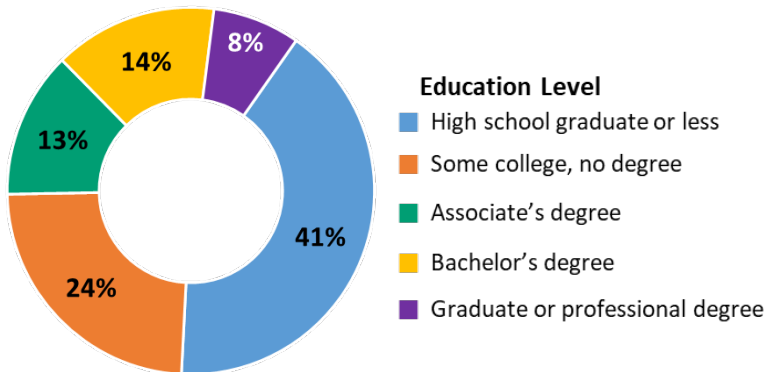
SOUTH DAYTONA	2010 Census	2022 Estimate	12 Year Comparison	2027 Projected
Population	12,268	13,274	8.2%	13,601
Households	5,539	6,080	9.8%	6,233
Families	3,152	3,360	6.6%	3,414
Average Household Size	2.20	2.17	-1.4%	2.17
Owner Occupied Housing Units	3,494	3,759	7.6%	3,827
Renter Occupied Housing Units	2,044	2,321	13.6%	2,406
Median Age	43.9	45.3	3.2%	45.1

Per Capita Income:
\$31,468

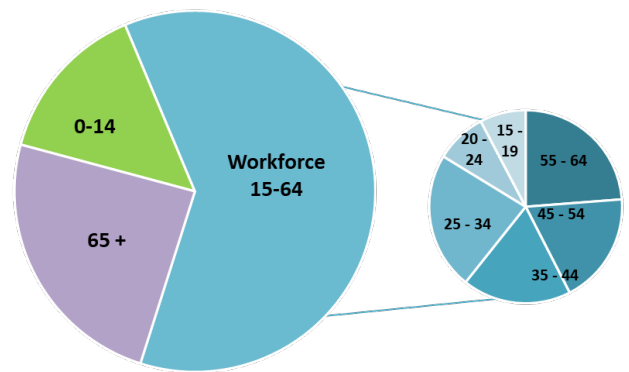
Average Household Income: \$68,096

Average Home Value: \$263,775

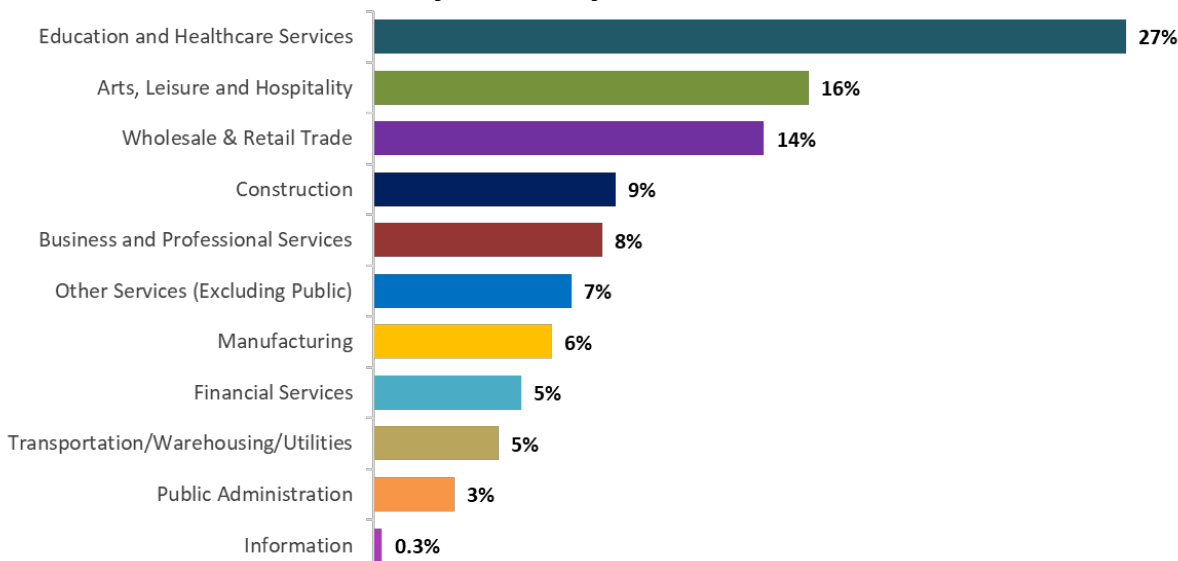
Education Attainment (Population 25 years and over)



Population by Age



Civilian Labor Force by Industry



Age Range	Percent of Population
0-14	15%
15-19	5%
20 - 24	5%
25 - 34	14%
35 - 44	11%
45 - 54	11%
55 - 64	15%
65 +	24%

Visuals created by: Volusia County Economic Development. Sources: US Census, Census 2010 Summary File 1. Esri forecasts for 2022 and 2027, U.S. Census American Community Survey 5-year estimate 2021, Zillow Home Value Index (ZHVI) – Single Family Home Typical Home Value Average