

Demographic Profile: Daytona Beach Shores



Per Capita Income: **\$48,711**



Average Household Income: **\$89,760**

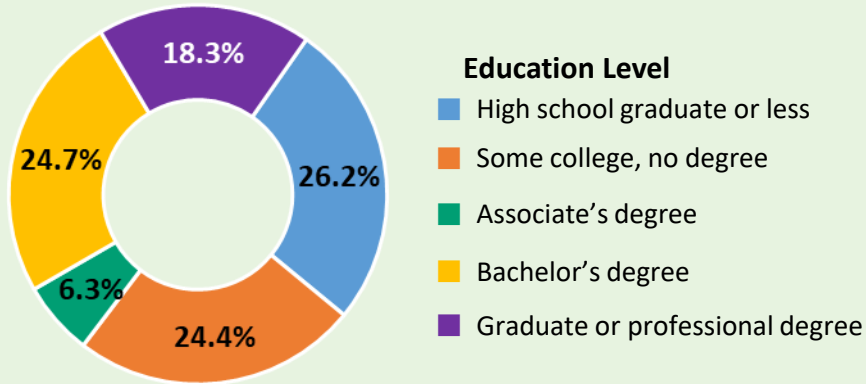


Average Home Value: **\$281,173**

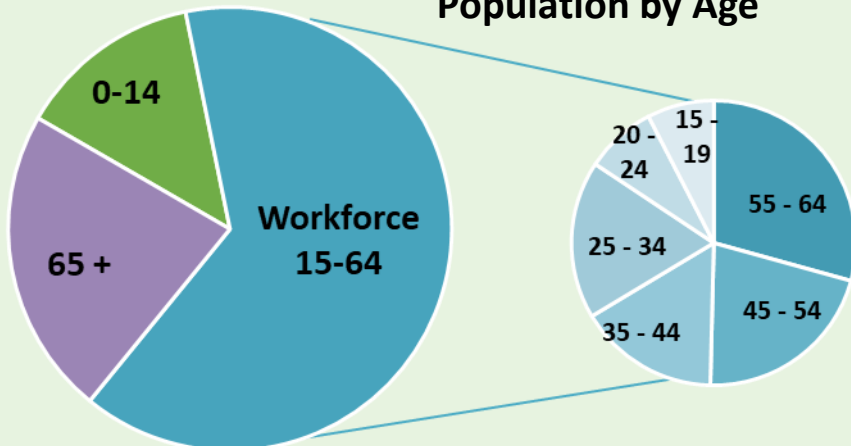
City Area: 0.9 square miles
City Hall: 2990 S. Atlantic Avenue
 Daytona Beach Shores, FL 32118
 386-763-5373
www.dbshores.org

DAYTONA BEACH SHORES	2010 Census	2020 Estimate	10 Year Comparison
Population	4,278	4,694	8.9%
Households	2,444	2,669	8.4%
Families	1,281	1,400	8.5%
Average Household Size	1.7	1.8	1.1%
Owner Occupied Housing Units	1,770	1,834	3.5%
Renter Occupied Housing Units	674	835	19.3%
Median Age	64.7	64.5	-0.3%

Education Attainment (Population 25 years and over)

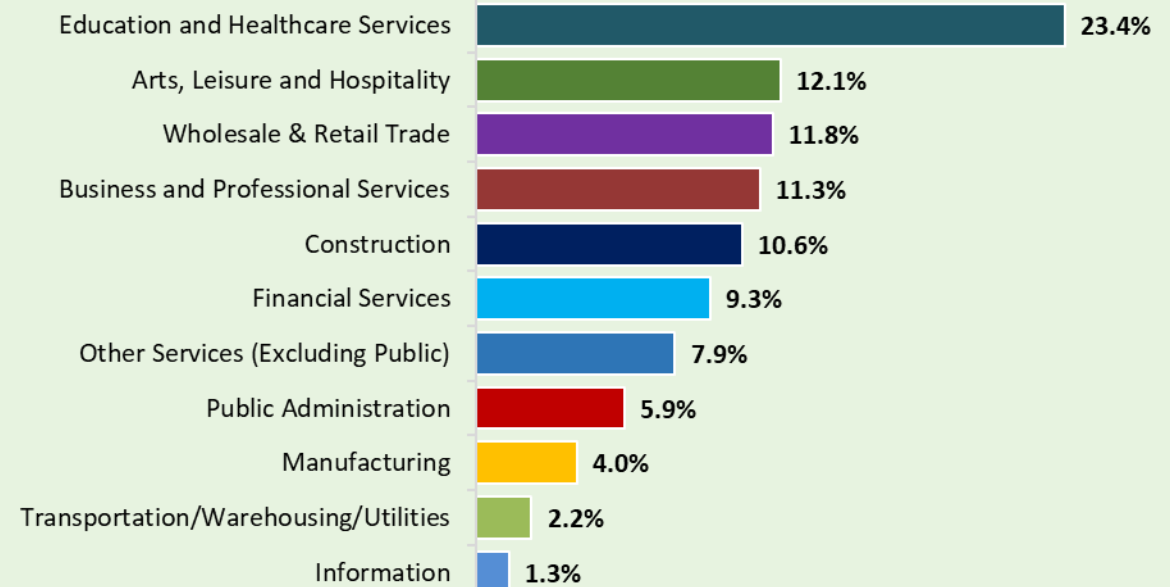


Population by Age



Age Range	Percent of Population
0-14	6%
15-19	2%
20 - 24	2%
25 - 34	6%
35 - 44	6%
45 - 54	9%
55 - 64	21%
65 +	49%

Daytona Beach Shores Labor Force by Industry



Sources: US Census, Census 2010 Summary File 1. Esri forecasts for 2020 and 2025, U.S. Census American Community Survey 5-year estimate 2019, Zillow Home Value Index (ZHVI)